

Sri Vishnu Sahasra Naama Homam

Laghu Paddhati (Short Procedure)

By P.V.R. Narasimha Rao (www.VedicAstrologer.org)

Date of current version: 2009 June 11

A Word from the author

My spiritual master Dr Manish Pandit hails from Pune, India and lives in Manchester, UK. The idea of spreading homam in the world was revealed to him in a dream a few years ago. He saw eight elevated beings in a dream. They transported him across blue skies to Chennai, India, where he was shown the big fire that was to be lighted in future. They told him to start the work. They assured him that homam as a spiritual sadhana was very appropriate in Kali yuga. As spiritually inclined people have fewer and fewer hours to spend on spiritual sadhana everyday with the progressing Kali yuga, sadhanas that work fast are more relevant. Homam works much faster than japam and other spiritual sadhanas. They told him that the practice of homam would transform into a movement that would reach across caste, class and race barriers.

Later, when we were performing a Shata Chandi Homam in the first week of March 2006 at the Kalikambal temple in Chennai, he had a darshan of Divine Mother on a Friday and was reassured by Her about the right course of events regarding spreading homam. A Mahaganapathi homam manual was published later and several people are performing it daily or weekly or monthly.

Our goal is to create a community of people who regularly perform a quick homam for the deity that they are attracted to. We intend to make manuals available for simplified homam procedures for several deities.

What is Homam

Homam is a fire ritual of sacrifice. It is also known as homa or havan or yajna (yagya) or yajana. In homam, divine presence is invoked into fire using specific procedures. Then materials are sacrificed into fire, along with sacred chants (mantras). The sacrifices are supposed to reach gods. It is interesting to note that fire ritual is an ancient practice and several religions taught worshipping gods in fire.

Why Homam

Homam is a very powerful tool for spiritual progress. Chanting mantras in front of fire while offering material substances into fire has a great cleansing and calming influence on one's mind and gives great level of mental focus, peace, calmness and bliss. This practice has been extolled in many scriptures such as Yajurveda and Bhagavad Gita. Vedic seers practiced it regularly. Several people are experiencing the benefits of homam even today. The proof of the pudding is

in eating it. If one performs homam regularly for a few months, one will surely see the difference in one's mental state.

Why Vishnu Sahasra Naama Homam

In Hinduism, a special place is given to the Trinity of gods, who control the creation, sustenance and destruction of this universe. While Lord Brahma and Lord Shiva are in charge of creation and destruction respectively, Lord Vishnu sustains the universe. The nine planets which keep track of the karmas (actions) of people and give them karmaphala (equal and opposite reactions at a later point of time to one's actions) are nothing but the nine incarnations of Lord Vishnu, according to Maharshi Parasara who is the father of Maharshi Vyasa.

Vishnu sahasra naama stotram is a compilation of 1,000 names of Vishnu, as taught by Bheeshma to Yudhishtira during the Mahabharata time.

Chanting the 1,000 auspicious names of Vishnu fills one's mind with positive thoughts. One becomes what one thinks of and one becomes more saattwik by thinking of various qualities and attributes of Vishnu. Sanskrita is a powerful language. Even if one does not understand the meaning of what one is chanting, one's mind is sub-consciously affected. If one understands, albeit vaguely, the meaning of the names, it is even better. As Vishnu is the sustainer of this universe, chanting his names can give one material success as well spiritual progress. In Kali yuga, Vishnu sahasra naama stotram is very powerful and removes various obstacles after consistent practice and creates auspicious developments in life.

As mentioned earlier, offering various prayers in fire is far more powerful than just chanting them in front of an idol. Thus, devotees can derive the maximum benefit from Vishnu sahasra naama stotram by using it in a homam.

Practice of this homam on a regular basis removes various obstacles from one's path, gives success, makes one saattwik and gives spiritual purity needed for spiritual progress.

What Homam Does

Hinduism teaches that gods come into fire and receive the prayers of spiritual aspirants. Even when one meditates without an external fire, gods being meditated on come into the internal fire of the aspirant and receive the mantras via that fire. However, the internal fire is quite weaker than an external fire for most people and hence it is beneficial to perform worship using an external fire. That practice eventually strengthens the internal fire also.

We all see and feel our *sthoola sareera* (gross body), which is made up of gross matter. But, we also have a *sookshma sareera* (subtle body) made up of subtle matter. It cannot be perceived by the senses attached to the gross body (eyes, ears, nose *etc*). It contains thousands of *naadis*, which are essentially subtle channels of energy flow. A fire called *bhootaagni* (existential fire) burns in this subtle body. It is the subtle basis of one's entire existence. It manifests in the gross body in the form of various fires. Examples are the "fire" in the stomach that helps one digest the

food eaten and the “fire” in the brain that helps one digest and understand various sense experiences.

This *bhootaagni* is vital to one’s existence. In most people, it is quite weak. Due to impurities and obstructions in the *naadis* of the subtle body, this fire cannot burn strongly to energize the entire existence. When it burns low, the divine presence that can enter it is quite limited in magnitude.

If one overcomes the internal weaknesses such as desire, anger, greed, false prestige, wantonness and jealousy, develops compassion, one-pointed devotion, detachment, and sheds one layer of ego and delusion after another, eventually the impurities in the *naadis* will be cleared and *bhootaagni* will burn strong. However, this is a very difficult and time-consuming process.

One can take advantage of an external fire in that regard. As the deity of homam enters the external fire on a regular basis, the nearby divine presence burns the impurities in the *naadis*, by burning various *karmas* (*actions* from the *past*, which will get corresponding *reactions* in the *future*) in the *kaarana sareera* (causal body). This eventually leads to the strengthening of *bhootaagni*.

After one performs homam for a long enough time, one’s *naadis* are cleared of the obstructions and one’s *bhootaagni* burns brightly. At that juncture, all *sadhanas* performed by one, including regular meditation, become much more effective. If *bhootaagni* can accommodate divine presence to a larger degree, the meditation becomes more effective.

The goal of all spiritual *sadhana*, whether one thinks in those terms or not, is actually to cleanse oneself of all the internal impurities. Various *karmas* from previous lives hang on to the *kaarana sareera* (causal body), making it heavy. These in turn manifest in the *sookshma sareera* (subtle body) as various impurities in various *nadis* (subtle energy channels) that block the free flow of energy. These in turn manifest in the *sthoola sareera* (gross body) as various problems of the body and mind. These also cause dense conditioning of one’s mind to sink one’s consciousness in an ocean of delusion. This conditioning of the consciousness due to previous *karmas* is also known as *maayaa*. When one is sunk in *maayaa*, one is beaten down by the six enemies – *kaama* (desire), *krodha* (anger), *lobha* (greed), *moha* (delusion), *mada* (wantonness) and *maatsarya* (jealousy). As one makes spiritual progress, one’s *karmas* drop off the *kaarana sareera*, the impurities in the *nadis* are cleansed, one’s mental conditioning becomes weaker and one can resist the internal enemies. All these are inter-related and happen simultaneously. When one burns all of one’s major *karmas*, one becomes karmically very light. *Nadis* in the *sookshma sareera* are all clear and energy can freely flow anywhere. One is untouched by the internal enemies then. When one sees *all* as *god*, nothing can make one angry or jealous or deluded. When mental conditioning drops, nothing excites one and nothing saddens one. One stays in a state of bliss always. Despite the changing nature of the external work and appearance, one is in the same state internally.

The goal of all spiritual *sadhana* is to reach that state. Whether through *jnaana* (knowledge and wisdom) or through *bhakti* (devotion and surrender) or both, one has to burn the *karmas* and impurities blocking one from reaching that state. The goal of all *sadhana* is to let ego (the sense

of “I-ness”) go completely and merge (have yoga) with divinity. If a vacuum can be created within oneself, then divine presence can fill the vacuum. As long as one has egotism and various kinds of conditioning (vasanas) of mind, such a vacuum cannot be created. When all those cease and the mental conditioning is weakened, the mind become extremely calm and a vacuum is created within. Then divine presence fills one and the result is indescribable bliss.

Homam facilitates this process quickly by burning various karmas that are creating various layers of conditioning and obstructing spiritual progress.

A lot of Hindu rituals involve invoking divine presence in an idol or a water pot (kalasha) and offering worship to the idol/pot. Unfortunately, we are living in Kali yuga in which the elements of earth, water and air are not pure. If the idol has any impurities on account of the time when it was made, how it was made, the thoughts of the person who made it *etc*, the impurities heavily restrict how much divine presence the idol can accommodate.

The only elements that cannot be polluted are space/ether (aakaasa) and fire (agni). It is very difficult to do spiritual sadhana via the medium of space. So the best medium for sadhana is fire. One of the Sanskrit words for “fire” is “paavaka”, which means “the one that purifies”. Fire is by definition pure and purifies everything that it comes in touch with. The wood or coconut used to sustain fire may have impurities, but fire itself is very pure and accommodates a divine presence of the highest degree. For a ritual using the earth or water elements as the medium to be successful, the sadhaka must be quite pure and the sadhaka’s bhootagni must be reasonably strong. On the other hand, a ritual using the fire element as the medium can be successful irrespective of the stature and purity of the sadhaka. For this reason, homam is the most apt sadhana for most spiritual aspirants in this yuga, especially as the Kali deepens. Unfortunately, many people have unfounded fears of making mistakes and being punished for them and hence do not take advantage of the fantastic practice of homam.

Apart from the personal benefits, there are universal benefits of homam. The offerings in the fire finally reach Sun, who feeds the entire earth. The gross material body of the burnt offerings reaches the gross material body of Sun. The subtle body of the burnt offerings reaches the subtle body of Sun. It is the subtle body of Sun that feeds the subtle bodies of all beings on earth. Thus, feeding it is very important for the smooth running of life on earth. As we enter the Ghora Kali (terrible age of strife and disorderliness) phase, adharma (un-righteous activities) will be on the rise in the world and as such the subtle body of Sun will become weaker. If more and more people perform homam and strengthen the subtle body of Sun, it will balance the adharma and keep the world away from a total collapse.

Common Mis-conceptions

(1) *Misconception*: Homam is very difficult to perform. It is for experts only.

Comment: Not really. Several people who did not know anything about how to do any kind of worship conducted homam by themselves by reading this document. It is a simple practice.

(2) *Misconception*: One must either do a “perfect” homam or not do any homam at all. A perfect homam takes a very long time.

Comment: Though one may eat a sumptuous meal on an important festival day, one does not necessarily get a lot of energy from it. One gets most of one’s energy from the regular dal (lentils) and rice that one eats everyday.

Though there are complicated versions of homam, it is better to do a simple homam on a regular basis than to do a complicated version very rarely. A small half-hour or one-hour homam done on a daily basis is far better for spiritual sadhana than a big annual or half-yearly homam.

(3) *Misconception*: If mistakes happen in a homam, the consequences will be bad.

Comment: If a homam is performed with a saattwik spirit for saattwik purposes, there are no risks.

If you act nice with your parents because you want their money, you have to understand their thinking well, take the advice of people who know them well and act very carefully to get money from them. Mistakes can be costly and spoil your goal.

But, if you act nice with your parents simply because you love them and want to show your love, you do not need to be careful. You just show your love in whatever way you know. There is no need to follow anybody’s advice strictly and there are no risks.

Similarly, you have to be careful if you perform a homam for certain material goals (such as getting money, attracting someone, destroying someone *etc*). If you perform a homam just to show your love to god, cleanse yourself spiritually and make yourself worthy of divine communion, then there are no risks. The procedure taught in this document is based on the teachings of rishis and it is safe for anybody to use. Small mistakes will not result in any punishment.

In fact, it is expected that everybody who uses this document is interested in only the second kind of goal, *i.e.* spiritual cleansing and upliftment.

(4) *Misconception*: One not initiated by a guru (master) cannot perform homam or recite certain mantras.

Comment: If one receives a mantra or a procedure from the mouth of a master, it is analogous to a millionaire opening a bank account in his son’s name with a high starting balance. The son is lucky, as he is starting off with a big balance. Similarly, some of the siddhi (attainment) the master has in the mantra or procedure is transferred to the disciple even as (s)he starts out.

If one does *not* receive a mantra or a procedure from the mouth of a master, it is analogous to starting off with a zero bank balance. While it is useful to start off with a positive balance, it is neither necessary nor sufficient. There are sons of millionaires who used up the millions earned by parents and reduced them to zero, while there are some self-made men who made millions

purely with self-effort. Similarly, one taught by the greatest guru can fall while one not taught by a guru can reach the ultimate. While it is desirable to have a guru, it is by no means compulsory.

If one is the kind who needs to have a guru figure behind every mantra or procedure, one can think of the author and/or his spiritual master, Dr Manish Pandit from Pune, India (currently residing in Manchester, UK) as the guru for this homam procedure.

(5) *Misconception*: Those who are not learned in Veda cannot recite Veda mantras and perform homam based on Veda mantras.

Comment: Jnaneshwar was a 12th century master. He was a great Krishna devotee. When he was asked to not recite Veda by a council of erudite scholars, as he was not formally qualified, he replied that every being had a right to recite Veda. When he started reciting, they tried to shut his mouth. Then, a buffalo standing next to him recited Veda! The scholars begged his pardon and corrected their narrow-minded attitude.

Many great souls like him taught that Veda could be recited by anyone. One engaged in *tantric* practices that serve specific purposes and give specific *siddhis* (attainments) need to be afraid of side effects and punishments for mistakes, but mantras from Veda were taught by great rishis for the highest purpose of self-realization. One reciting them need not be afraid of any side effects. Veda mantras are saattwik, self-correcting and ultimately leading to self-realization.

Those who have an affinity to tantric practices should not be discouraged from learning and using them, but those who appreciate the teachings of rishis must be encouraged to recite Veda mantras and perform homam based on Veda mantras. The key is to have an attitude of submission and a desire for nothing other than self-realization and to do homam without any expectations whatsoever. Then there are no risks.

The procedure taught in this document contains just a few Veda mantras, which are not very difficult to pronounce.

(6) *Misconception*: Those who are not born in a Brahmin family cannot perform homam.

Comment: One's varna (caste) is not to be determined solely from the family one is born in. There are examples of men born to parents belonging to various castes performing *tapascharya* and becoming rishis. Maharshi Viswamitra, who taught the Savitru Gayatri mantra, was a kshatriya by birth. Maharshi Valmiki, who taught Brahma Jnana to Maharshi Bharadwaja, was a shoodra by birth.

One who has affinity to knowledge is a Brahmin (scholar). One who has affinity to power and authority is a kshatriya (warrior). One who has affinity to money is a vaisya (trader). One who has affinity to carnal pleasures is a shoodra (worker). If a person born in a Brahmin family is after money, he becomes a vaisya and not a Brahmin. On the other hand, if a person born in a vaisya family desires nothing but knowledge and self-realization, he automatically becomes a Brahmin and very fit to perform homam.

Irrespective of the caste of birth, one who is interested in knowledge (especially knowledge of self) and one whose interest in power, money and pleasures is decaying is fit to perform homam.

(7) *Misconception*: Women cannot perform homam.

Comment: There is a big difference between men and women when it comes to the gross body. But, at the level of subtle body or causal body, there is no difference based on gender. All spiritual practices operate mainly at the subtle and causal level. So, it makes no sense to have a *total* ban on women performing homam.

However, there are some practical reasons behind the biases of tradition. Though there are no differences based on gender in the subtle body, the differences at the gross body level can come into play in the initial stages. Women interested in performing homam may carefully consider the following factors and make their decision.

Any spiritual practice performed well over a period of time eventually results in a Kundalini awakening and rise. Kundalini is nothing but one's self-identification. It is a microcosmic representation of the Divine Mother within oneself. It defines how one identifies oneself. Though everything in the universe is just Brahman, each being forms a separate self-identity and that self-identity is reinforced quite strongly with time. When one identifies completely with the body without any kind of questioning, Kundalini is asleep. As kundalini wakes up and rises, one starts to wonder "who am I" and one's awareness of self becomes more and more refined. As kundalini reaches higher chakras, one realizes one's true nature. When Kundalini reaches Sahasrara chakra, one realizes one's truest nature, *i.e.* one realizes that one is the formless Brahman.

If Kundalini gets stuck at swadhishtana chakra, one's sexual drive increases and one is tested in that matter. In this matter, women and men are very different. This phase can be very difficult for women. This is not to say that this phase is easy for men.

More importantly, some spiritual experiences in a pregnant lady can even kill a fetus, if the soul in it is not spiritually elevated. On the positive side, if an elevated soul is in the fetus at the time of such experiences, a siddha may be born.

There is a negative for every positive and it is a matter of balancing the factors and making an individual decision. Women interested in homam should consider the above factors and decide whether they want to perform homam or not. If any women are interested, they should be encouraged to perform homam.

(8) *Misconception*: Homam is just like meditation. It is not any better. It does not really make any difference.

Comment: The proof of the pudding is in eating it. If one tries performing a homam to the best of one's ability on a daily basis for a few months, one will know what homam can do! After doing homam for several months, one will find that all other sadhanas one does become more effective as a result of homam.

(9) *Misconception*: One should get a priest to do homam and not do it oneself.

Comment: Let us revisit a previous analogy. If one wants to be nice to one's parents to get their money, one may engage someone who will act on one's behalf to get the money of parents. But, if one's sole purpose is to just love one's parents and show that love, it is better to do it directly than to engage other people.

(10) *Misconception*: Before doing homam with any mantra, one must do japam of that mantra by a count that is ten times the homam count. For example, one must do japam by a count of 10,000 before one does homam by a count of 1,000.

Comment: This convention is not without reason. The true meaning of this convention is that homam is ten times more powerful than japam. If one does a mantra 1,000 in a homam, it is *equivalent* to doing the mantra 10,000 in japam. If one wants, one can offer the mantra entirely in external fire and there is no need to do any japam before doing homam.

All thumb rules and conventions have exceptions. If a rishi with a very strong bhootagni does japam, it is equivalent to a homam and the "ten times" rule does not apply. However, for most normal people, homam is ten times more powerful than japam. The bottomline is that the strength and the purity of the medium that accommodates the presence of the deity who receives the mantra will decide the effectiveness of the mantra.

About This Document

This document describes a short procedure for performing Vishnu homam, which takes 30-45 minutes. This document is for those who are interested in performing Vishnu homam by themselves every day or week or month. The procedure taught here is simple enough to do daily and yet retains all the important steps in a full-fledged traditional Vedic homam. Those who want an even simpler procedure with fewer mantras may refer to **Appendix A** for a **super-short procedure** with **bare minimum** mantras.

One should consult one's elders and gurus and decide whether one is allowed to perform a homam or not. If one thinks one is allowed to do homam and is interested in doing homam on a regular basis but does not know how to do it, then one can use this document to learn *one* way to do it. If one's gurus have taught one a different procedure, one may use the procedure taught by one's gurus. This document is for the benefit of those who do *not* know *any* procedure and want to learn *some* procedure to do homam. Those who learnt a slightly different procedure from the previous versions of this document need not worry and either follow what they have already learnt or switch to the procedure in this document.

Excessive Movement of Body and Mind

Some people move a lot when they meditate. As it was mentioned earlier, the goal of all sadhana is to calm the mind down and create a vacuum within oneself, so that the deity of the sadhana can come and occupy the space. One should lose awareness of the body. When meditating, it is a good idea to keep the back straight without making it too tense. It is a good idea to not move. If

it is not possible to stay still for extended periods, one should at least try to stay still over short periods of time. It is also a good idea to close the eyes. One can focus one's mind on either a deity or on the sound of the mantra.

Similarly, when performing homam also, it is a good idea to keep the back straight and minimize the movement, especially of the back. It is ideal if one keeps the back and head erect and manages with a minimal movement of just one arm.

If body is stationary, there is some chance that mind too will become stationary for a while in the middle. That is the goal after all.

Correct Attitude

While it is good to follow the procedure faithfully, it is even more important to surrender oneself to god, leave ego and identify one's self with the deity in the fire when performing the homam. If that is there, all other minor errors will have no negative effect. If that is not there, even an impeccably performed homam will not have any tangible effect. Like mentioned earlier, the goal is to melt ego (I-ness or sense of self) and create a vacuum within oneself, so that the deity can fill it. Complete devotion, single-minded focus on deity/mantra/procedure and minimization of the activity of body and mind can help one achieve that eventually.

If one has an over-active mind, doing pranayama before homam can be useful. The time around sunrise in the morning is a particularly conducive to a pleasant homam.

Materials Needed

Must have

- One homa kundam¹ (a copper container with preferably a square shaped base). If a homa kundam is not available, one can dig a square shaped pit in the ground (with 1-2 foot sides and half to one foot deep) and arrange a few layers of bricks around the pit.
- Dry coconut halves (available in Indian stores) or wood (for burning)
- Ghee (clarified butter) from cow's milk. It is available in Indian stores. If unable to find, just get some butter and melt it in low heat. After it melts, some black stuff will separate from the melted liquid. Filter out the black deposit and use the liquid. It will solidify after a time. Before the homam, melt it again and use it.
- A wooden spoon/ladle to put ghee into the fire
- Some akshatas. Those can be made by mixing raw (uncooked) white (or brown) rice grains with a drop of sesame oil (or some other oil) and a pinch of turmeric powder. Instead of turmeric powder, one can also use vermilion (kumkum) powder used for the dot on the forehead.
- A small lamp, consisting of a wick that can be lit in sesame oil/ghee. A candle can also be used as an alternative, though it is better to burn ghee or sesame oil than wax.

¹ If in India, search for "Havan Kund" on <http://shopping.rediff.com>. If in US, search for "Kund" on <http://indousplaza.com>.

- A match box to light fire
- One tumbler or cup to store water. It should preferably be made of silver or copper or clay. If unavailable, you may use steel or glass.
- One spoon (preferably silver or copper)
- Some water

Optional

- A small idol of Vishnu. If you have none, use a metallic coin or any metallic object. Actually, you can do without any idol and just invoke Vishnu in fire.
- A mixture of various auspicious materials known as the *havan samagri* (available in India stores), if possible.
- Some sandalwood powder, turmeric powder and kumkum (vermilion) powder
- Some flowers or flower petals
- Some sesame seeds, some mamra/murmura (puffed white rice), some nuts, some mildly popped corn and other materials that can be offered in fire. Small fruits are also fine. Honey can also be used. All these are optional. The absolute minimum needed is coconut pieces and ghee.
- Some darbhas (dried blades of sacred grass). Check with a local temple priest to find out how to procure them. If darbhas are unavailable, you may think of creative alternatives. For example, find some other dry grass or dry leaves or just thin twigs and pray to your ishta devata (favorite deity) before the homam to make them acceptable.
- An incense stick (agarbatti) if available and a holder to stick it to (a banana can be used instead)
- Camphor and a container or plate for lighting camphor and offering haarati
- Some food that you can offer to god. Eggs, meat and seafood should not be used in that food. In fact, do not *eat* eggs, meat and seafood on the day of homam. Onion, garlic, strong spices and too much of chillies should also be avoided in the food cooked for God. Fruits are also fine. Just sugar or brown sugar or rock candy sugar or jaggery can be offered to god too. When using sugar, please note that the normal white refined sugar used these days has bone ash in it. Brown sugar, vegetarian sugar or jaggery are to be preferred.
- Some milk, if available.

Preparation Before Homam

- (1) Instead of arranging homa kundam directly on the floor, place a wood plank or something on the floor, wrapped with aluminum foil (or some such thing), and put 4 bricks of the same height on it and place the homa kundam on the bricks. Thus, there is some air and a wooden plank under the homa kundam and the floor does not get heated up.
- (2) If you want easy cleaning, place some aluminum foils on the floor all around the plank containing homa kundam. If ghee or something is spilled in that area, it is easy to clean.
- (3) If you want, you can also cover the interior of homa kundam with some aluminum foils, so that it is easy to clean.
- (4) Make some food items to offer to god. You can just use rock sugar candy or raisins or dates or fruits or jaggery also. Please see the notes in the previous section on this.

- (5) Cook a little plain white rice. I put a few grains of rice and a little water in a small container and put it in microwave oven before my homam and cooked rice is ready at the end when I need it. If this is not possible, take a banana or apple or some other fruit and make it into 6 slices.
- (6) Fill water in the tumbler/cup and place the spoon in it.
- (7) Make a seat for yourself in front of the homa kundam. Ideally you should be facing east, i.e. homa kundam should be on the east from you. On the east of the homa kundam, place a small plate or a wooden plank, make a pile of some rice grains on it and place the idol (or a metal/clay object such as a coin) on it. You can decorate based on your ability and taste. An idol is optional. You can worship Vishnu directly in fire.
- (8) From the middle of the western edge of the homam kundam, draw two parallel red lines with kumkum (vermilion) powder towards your seat. They should go east-west and connect homa kundam to your seat. Melt the ghee and place the bowl containing it on those lines.
- (9) Cut dry coconuts into small pieces. Pieces of 1 inch x 1 inch size are useful.
- (10) *Important:* Do not consume any food within 3-4 hours before the homam (atleast one hour). Evacuate the bowels before homam and take bath. Stomach should be empty during a homam for the best experience.

Homam Procedure

Anujnaa (Permission)

Before starting the homam, think in your mind of Mother Earth who is bearing you, Lord Ganesha who removes obstacles, your ishta devata (favorite deity), your parents, the rishis of your gothra (if you know them), all the rishis and all your gurus. Then say the following, while mentally requesting all the gods to co-operate with your homam.

<p style="text-align: center;">ಓಂ ಋದ್ಧ್ಯಾಸ್ಮೈ ಹವ್ಯೈರ್ನಮಸೋಪಸದ್ಯುಃ ಮಿತ್ರಂ ದೇವಂ ಮಿತ್ರಧೇಯಂ ನೋ ಅಸ್ತು ಅನೂರಾಧಾನ್ ಹವಿಷಾ ವರ್ಧಯಂತಃ ಶತಂ ಜೀವೇಮ ಶರದಃ ಸವೀರಾಃ </p>
--

If you have a “pavitram” (a ring made of darbha or a special ring made of metal), wear it now. If you don’t have a pavitram, take any ring that you have, pray to your ishta devata and wear it. It should be worn on the right hand ring finger. If you don’t have a ring, don’t worry and move on.

Aachamanam (sipping water to purify)

Take a little water from the tumbler into your right hand with a spoon. Drink the water after saying the first item below. Take more water with the spoon into your hand, say the second item below and drink it. Take more water, say the third item below and drink it. Imagine that Vishnu who is within you is getting that water.

<p style="text-align: center;">ಓಂ ಕೇಶವಾಯ ಸ್ವಾಹಾ ಓಂ ನಾರಾಯಣಾಯ ಸ್ವಾಹಾ ಓಂ ಮಾಧವಾಯ ಸ್ವಾಹಾ </p>

Vighneswara Pooja (worshipping the remover of obstacles)

In order to not have any obstacles in the pooja, we have to pray to Ganesha in the beginning. Just read the following verses:

ಶುಕ್ಲಾಂಬರಧರಂ ವಿಷ್ಣುಂ ಶಶಿವರ್ಣಂ ಚತುರ್ಭುಜಂ ಪ್ರಸನ್ನವದನಂ ಧ್ಯಾಯೇತ್ ಸರ್ವ ವಿಘ್ನೋಪಶಾಂತಯೇ||
ಅಗಜಾನನ ಪದ್ಮಾರ್ಕಂ ಗಜಾನನಮಹನೀಶಂ ಅನೇಕದಂತಂ ಭಕ್ತಾನಾಂ ಏಕದಂತಂ ಉಪಾಸ್ಮಹೇ||
ವಕ್ರತುಂಡ ಮಹಾಕಾಯ ಕೋಟಿಸೂರ್ಯಸಮಪ್ರಭಾ ನಿರ್ವಿಘ್ನಂ ಕುರು ಮೇ ದೇವ ಸರ್ವಕಾರ್ಯೇಷು ಸರ್ವದಾ||

Pray within your mind to Ganesha to remove obstacles from your homam. If you have time, energy and inclination (or when you are doing a longer version), you can even make a small Ganesha idol with turmeric and water and do shodasopachaara pooja to the idol. But just reading the above verses and praying to Ganesha in mind should suffice for a short homam that is performed on a regular basis.

Praanaayaamam (restraining the life force)

Take some akshatas (see “Materials Needed” for a description of how to make them) in the the left palm, place the left palm on the left lap, hold the nostrils with the right hand and do praanaayaamam. Place the little finger and ring finger on the left nostril and thumb on the right nostril. Close the left nostril, open the right nostril by releasing the thumb and say the Gayatri mantra mentally while gently breathing in through the right nostril (without making any breathing sound). If you don't know the Gayatri mantra, use one of the following mantras:

ಓಂ ನಮೋ ಭಗವತೇ ವಾಸುದೇವಾಯ | ಓಂ ನಮಶ್ಶಿವಾಯ | ಓಂ ಗಂ ಗಣಪತಯೇ ನಮಃ |

After saying the mantra once, close the right nostril with the thumb and say the mantra once more while retaining the air previously breathed in. Then open the left nostril by relaxing the little and ring fingers and say the mantra for the third time while breathing out through the left nostril. When done, say the mantra once more, while breathing in through the left nostril. Then close the left nostril with little and ring fingers and say the mantra for the fifth time while retaining the air previously breathed in. Then release the thumb and say the mantra for the sixth time while breathing out through the right nostril. While reading the mantra all the six times, contemplate the formless supreme Brahman (supreme soul of the entire universe) that fills each being of this universe and also the air being breathed in and out. If you want, you can imagine a specific form (such as your ishta devata) also and imagine that your ishta devata fills the entire universe. If you want, you can repeat the above sequence as many times as you comfortably can.

Sankalpam (taking the vow)

Now, declare your intention of doing a homam to please Vishnu. Transfer the akshatas to the right hand, place the open left palm (empty) on right lap, place the closed right palm containing akshatas on the left palm. Then say the following, while mentally thinking that you are going to do a homa to the best of your ability, to please Vishnu.

ಓಂ ಮಮೋಪಾತ್ತ ಸಮಸ್ತ ದುರಿತಕ್ಷಯದ್ವಾರಾ ಶ್ರೀ ಪರಮೇಶ್ವರ ಪ್ರೀತ್ಯರ್ಥಂ ಶ್ರೀ ಮಹಾವಿಷ್ಣು ಪ್ರಸಾದ
ಸಿದ್ಧ್ಯರ್ಥಂ ಅದ್ಯ ಶುಭದಿನೇ ಶುಭಮುಹೂರ್ತೇ ಶ್ರೀ ಮಹಾವಿಷ್ಣು ಹೋಮಕರ್ಮ ಯಥಾಶಕ್ತಿ ಕರಿಸ್ಯೇ|

Then leave the akshatas from your hand in front of the homa kundam or the idol and sprinkle a little bit of water on the palms. Now light the ghee/oil lamp.

Kalasa Suddhi (water purification)

When you are doing a long version of the homam, you can establish a kalasam in the northeastern side of the homa kundam and invoke Varuna in it and do shodasopachaara pooja to Varuna and read Punyaaha Vaachanam (Pavamana Sooktam). For a short homam, you can just do the following.

Place a few akshatas and a flower (if available) in the tumbler containing water. If you can, put dhenu mudra (else, don't worry). Say the following syllable 11 times to purify the water.

ವಂ

Now read the following and think that auspicious essence of various rivers of the world is entering the water in the tumbler.

ಗಂಗೇ ಚ ಯಮುನೇ ಜೈವ ಗೋದಾವರಿ ಸರಸ್ವತಿ |
ನರ್ಮದೇ ಸಿಂಧು ಕಾವೇರಿ ಜಲೇಽಸ್ಮಿನ್ ಸನ್ನಿಧಿಂ ಕುರು ||
ಅಮೃತಂ ಭವತು

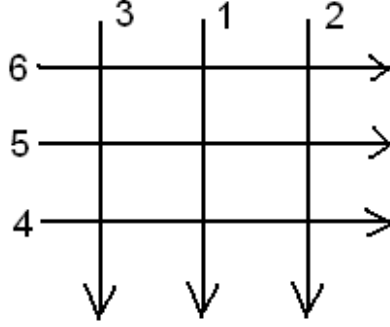
Then take a little water from the tumbler with a flower or flower petal or spoon and sprinkle it on yourself, on homa kundam, on the idol you are going to use and other materials to be used in homam (like fruits, flowers and food).

Take a darbha (see “Materials Needed” for a description) and draw 6 lines with the darbha on the base of the homakundam, in the same order as shown in Figure 1. The direction in which each line is drawn is indicated by the direction of the arrow in the figure. Say the following six mantras while drawing the six lines (respectively).

ಓಂ ಬ್ರಹ್ಮಣೇ ನಮಃ|
ಓಂ ಯಮಾಯ ನಮಃ|
ಓಂ ಸೋಮಾಯ ನಮಃ|
ಓಂ ರುದ್ರಾಯ ನಮಃ|
ಓಂ ವಿಷ್ಣವೇ ನಮಃ|

ಓಂ ಇಂದ್ರಾಯ ನಮಃ।

Figure 1



Agni Prathishthaapana (fire installation)

Take a darbha. Place it inside the homa kundam (on the base), with the tip of the darbha facing east and the other end facing west. Take another darbha. Place it inside, with the tip of the darbha facing north and the other end facing south.

Take a piece of camphor, light it from the lamp and place it in the middle of the homa kundam, while saying:

ಓಂ ಭೂರ್ಭುವಸ್ಸು ವರೋಮ್।

Place one or more dry coconut pieces (or a log/twig/piece of wood) above the burning camphor and make sure that it catches fire. Next pray to the fire god using the following mantra from RigVeda. It requests the fire god to keep an inauspicious form of fire called “kravyaada” and carry the offerings to gods through the auspicious form of fire called “jaatavedas”.

ಕ್ರ॒ವ್ಯಾ॑ದ॒ಮ॒ಗ್ನಿಂ ಪ್ರ॑ಹಿ॒ಣೋ॒ಮಿ ದೂ॑ರಂ ಯ॒ಮ॒ರಾಜ್ಞೋ॑ ಗಚ್ಛ॒ತು ರಿ॒ಪ್ರ॒ವಾಹಃ॑ ।
ಇ॒ಹೈ॒ವಾಯ॑ಮಿ॒ತರೋ॑ ಜಾತ॒ವೇ॒ದಾ ದೇ॒ವೇ॒ಭ್ಯೋ ಹ॒ವ್ಯಂ ವ॑ಹತು ಪ್ರ॒ಜಾನನ್॑ ।

Now we have to do samskara (refinement) to the fire. Pour 8 drops of ghee in the fire while saying the following mantra 8 times.

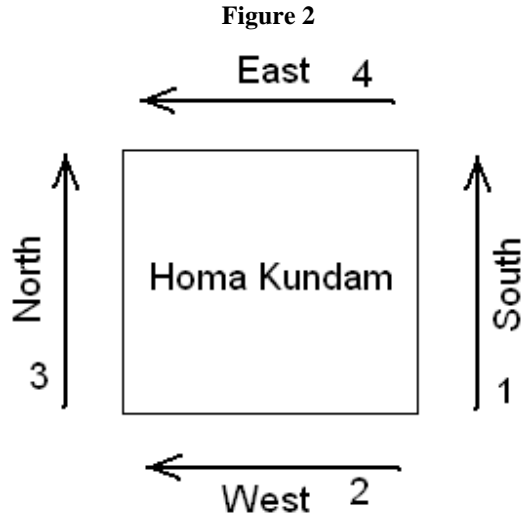
ಓಂ ಭೂರ್ಭುವಸ್ಸು॒ವಃ ಸ್ವಾ॑ಹಾ।

Take 2 or more darbhas (or twigs). Place them outside the homa kundam, along the eastern boundary. The tips should be facing north and the other end facing south. Then take another 2 or more darbhas and place them on the southern boundary, with tips facing east and the other end

facing west. Then take 2 or more darbhas and place them on the western boundary, with tips facing north. Then take 2 or more darbhas and place them on the northern boundary, with tips facing east. If you do homam on a regular basis, you can leave these darbhas/twigs around the homa kundam there is no need to do this step every time.

Take some water with the spoon and sprinkle it outside the homa kundam, on its four boundaries while reading the following 4 mantras. The order and direction of sprinkling is shown in Figure 2. For example, first sprinkle water from the southwestern corner to the southeastern corner, as shown by the arrow marked "1". Then follow other arrows marked as 2, 3 and 4.

ಅದಿತೇನುಮನ್ಯಸ್ವ | ಅನುಮತೇನುಮನ್ಯಸ್ವ | ಸರಸ್ವತೇನುಮನ್ಯಸ್ವ | ದೇವ ಸವಿತಃ ಪ್ರಸುವ |



Now pray to Agni (fire god) with the following mantra:

ಚತ್ವಾರಿ ಶೃಂಗಾಸ್ತ್ರಯೋ ಅಸ್ಯ ಪಾದಾದ್ವೇ ಶೀರ್ಷೇ ಸಪ್ತಹಸ್ತಾಸೋ ಅಸ್ಯ |
 ತ್ರಿಧಾ ಬದ್ಧೋ ವೃಷಭೋ ರೋರವೀತಿ ಮಹೋ ದೇವೋ ಮರ್ತ್ಯಾಂಗಂ ಆವಿವೇಶ |
 ಏಷ ಹಿ ದೇವಃ ಪ್ರದಿಶೋ ನು ಸರ್ವಾಃ ಪೂರ್ವೋ ಹಿ ಜಾತಃ ಸ ಉ ಗರ್ಭೇ ಅಂತಃ |
 ಸ ವಿಜಾಯಮಾನಃ ಸ ಜನಿಷ್ಯಮಾಣಃ ಪ್ರತ್ಯಜ್ಞುಖಾಸ್ತಿಷ್ಯತಿ ವಿಶ್ವತೋಮುಖಃ |
 ಪ್ರಾಜ್ಞುಖೋ ದೇವಾ ಹೇ ಅಗ್ನೇ ಮಮಾಭಿಮುಖೋ ಭವ |

Now think within your mind of Lord Ganesha, your ishta devata (favorite deity), rishis of your gotra (if you know them), all rishis, your gurus, various gods and other beings of this universe.

Dikpaalaka Pooja (worshipping the rulers of directions)

Now, take some akshatas and also some flowers (if available) and offer them to the rulers of directions. Starting with the eastern edge of the homa kundam, go clockwise (*i.e.* east, southeast, south, southwest *etc*) and offer akshatas and flowers in the eight directions. You can place them on the edges of the homa kundam. After the eight directions, offerings are made to Brahma (ruler of the upward direction) in the middle of northeast and east and to Sesa (ruler of the downward direction) in the middle of southwest and west.

Then offer akshatas and flowers to Agni in the middle of the homa kundam. Finally, touch your heart and offer respect to the self (soul). For the 8+2+1+1=12 offerings, say the following 12 mantras:

ಓಂ ಇಂದ್ರಾಯ ನಮಃ | ಓಂ ಅಗ್ನಯೇ ನಮಃ| ಓಂ ಯಮಾಯ ನಮಃ| ಓಂ ನಿರೃತಯೇ ನಮಃ| ಓಂ ವರುಣಾಯ ನಮಃ| ಓಂ ವಾಯವೇ ನಮಃ| ಓಂ ಸೋಮಾಯ ನಮಃ| ಓಂ ಈಶಾನಾಯ ನಮಃ| ಓಂ ಬೃಹ್ಮಣೇ ನಮಃ| ಓಂ ಶೇಷಾಯ ನಮಃ| ಓಂ ಅಗ್ನಯೇ ನಮಃ| ಓಂ ಆತ್ಮನೇ ನಮಃ|

Poorvaangam (preliminary offerings)

Now hold the wooden spoon/ladle pointing from northwest towards southeast and offer a ghee drop in the fire for Prajapati (progenitor of all beings), with the following mantra.

ಓಂ ಪ್ರಜಾಪತಯೇ ಸ್ವಾಹಾ|| ಪ್ರಜಾಪತಯ ಇದಂ ನ ಮಮ|

Now hold the wooden spoon/ladle pointing from southwest towards northeast and offer a ghee drop in the fire for Indra (ruler of gods), with the following mantra.

ಓಂ ಇಂದ್ರಾಯ ಸ್ವಾಹಾ|| ಇಂದ್ರಾಯೇದಂ ನ ಮಮ|

Offer a little ghee to Agni (fire god) in the middle of the fire with the following mantra:

ಓಂ ಅಗ್ನಯೇ ಸ್ವಾಹಾ|| ಅಗ್ನಯ ಇದಂ ನ ಮಮ|

Then offer a little ghee to Soma (god of nourishment and well-being) in the upper half of the northern side of the homa kundam with the following mantra:

ಓಂ ಸೋಮಾಯ ಸ್ವಾಹಾ|| ಸೋಮಾಯೇದಂ ನ ಮಮ|

Now, we have to offer a “forgiveness offering” to Prajapati again to request his forgiveness for all the mistakes that happened in the homa upto this point, with the following mantra:

ಆರಂಭಪ್ರಭೃತಿ ಏತತ್ಕ್ಷಣ ಪರ್ಯಂತಂ ಮಧ್ಯೇ ಸಂಭಾವಿತ ಸಮಸ್ತ ದೋಷ ಪ್ರಾಯಶ್ಚಿತ್ತಾರ್ಥಂ ಸರ್ವ
ಪ್ರಾಯಶ್ಚಿತ್ತಂ ಹೋಷ್ಯಾಮಿ ಓಂ ಭೂರ್ಭುವಸ್ವಃ ಸ್ವಾಹಾ || ಪ್ರಜಾಪತಯ ಇದಂ ನ ಮಮ |

After making an offering to the basic gods as shown above, one can invoke Ganesha in the fire. After the above preliminary offerings and before invoking Ganesha, one can also make offerings to rishis. One can, for example, make offerings to the rishis of one’s lineage. It is optional.

Quick Homam for Mahaganapathi

Before calling the main deity of homam (Vishnu) into fire, a quick pooja of Mahaganapathi in fire needs to be done for the removal of obstacles. Mahaganapathi can be invoked in fire while chanting the following.

ಓಂ ಗಂ ಗಣಪತಯೇ ನಮಃ | ಓಂ ಶ್ರೀ ಮಹಾಗಣಪತಿ ಪ್ರಾಣಶಕ್ತ್ಯೈ ನಮಃ | ಅತ್ರ ಆಗಚ್ಛ | ಆವಾಹಿತೋ ಭವ |
ಸ್ಥಾಪಿತೋ ಭವ | ಸನ್ನಿಹಿತೋ ಭವ | ಸನ್ನಿರುದ್ಧೋ ಭವ | ಅವಕುಂತಿತೋ ಭವ | ಪ್ರಸೀದ ಪ್ರಸೀದ |

Now, we have to offer worship with several servies to Mahaganapathi in the fire. Say the following and offer sandalwood powder/paste to Mahaganapathi in the fire. You can also offer turmeric powder and kumkum.

ಲಂ ಪೃಥಿವ್ಯಾತ್ಮನೇ ನಮಃ | ಗಂಧಂ ಸಮರ್ಪಯಾಮಿ |

Say the following and offer a flower (or a flower petal) to Mahaganapathi in the fire.

ಹಂ ಆಕಾಶಾತ್ಮನೇ ನಮಃ | ಪುಷ್ಪಂ ಸಮರ್ಪಯಾಮಿ |

Say the following and offer dhoopam (incense) to Mahaganapathi in the fire and the idol. Light the tip of the incense stick, let the fire burn brightly and then extinguish the fire. There should be no fire on the stick but smoke coming from the burning tip. Show the smoke to the fire in the homa kundam. You can also offer the incense stick completely into fire.

ಯಂ ವಾಯ್ವಾತ್ಮನೇ ನಮಃ | ಧೂಪಂ ಆಘ್ರಾಪಯಾಮಿ |

Say the following and show the deepam (light/lamp) to Mahaganapathi in the fire.

ರಂ ಅಗ್ನಾತ್ಮನೇ ನಮಃ | ದೀಪಂ ದರ್ಶಯಾಮಿ |

Say the following and offer some food to Mahaganapathi in the fire. You can use cooked food or a fruit or jaggery or sugar. Show it to the fire and offer a little bit into the fire. If you cooked only one item, keep it for Vishnu and use something else for Mahaganapathi. You can offer just a raisin or a little sugar also.

ವಂ ಅಮೃತಾತ್ಮನೇ ನಮಃ! ನೈವೇದ್ಯಂ ಸಮರ್ಪಯಾಮಿ

Say the following and offer some akshatas to Mahaganapathi in the fire. This mantra means that we are offering “all services” to Him.

ಸಂ ಸರ್ವಾತ್ಮನೇ ನಮಃ! ಸರ್ವೋಪಚಾರಾನ್ ಸಮರ್ಪಯಾಮಿ

Now say the following offer ghee (or other allowed materials mentioned at the beginning) into fire for Mahaganapathi. Repeat that 4 or 8 or 12 times.

ಓಂ ಗಂ ಗಣಪತಯೇ ನಮಃ! ಸ್ವಾಹಾ||

Praana Pratishthaapanaa (invocation of main deity)

Now we have to invoke the deity in the idol and the fire. If you know how to do anganyaasam and karanyaasam, do it while saying the following. Otherwise, just read the following.

ಅಸ್ಯ ಶ್ರೀ ಪ್ರಾಣಪ್ರತಿಷ್ಠಾಪನ ಮಂತ್ರಸ್ಯ ಬ್ರಹ್ಮ ವಿಷ್ಣು ಮಹೇಶ್ವರಾ ಋಷಯಃ ಋಗ್ಯಜುಸ್ಸಾಮಾಥರ್ವಾಣಿ
 ಛಂದಾಗ್ಂಸಿ ಶ್ರೀ ಮಹಾವಿಷ್ಣುಃ ದೇವತಾ ಹ್ರಾಂ ಬೀಜಂ ಹ್ರೀಂ ಶಕ್ತಿಃ ಕ್ರೋಂ ಕೀಲಕಂ ಹ್ರಾಂ ಅಂಗುಷ್ಠಾಭ್ಯಾಂ
 ನಮಃ! ಹ್ರೀಂ ತರ್ಜನೀಭ್ಯಾಂ ನಮಃ! ಹ್ರಾಂ ಮಧ್ಯಮಾಭ್ಯಾಂ ನಮಃ! ಹ್ರೈಂ ಅನಾಮಿಕಾಭ್ಯಾಂ ನಮಃ! ಹ್ರೌಂ
 ಕನಿಷ್ಠಿಕಾಭ್ಯಾಂ ನಮಃ! ಹ್ರಃ ಕರತಲ ಕರಪ್ರಾಂಭ್ಯಾಂ ನಮಃ! ಹ್ರಾಂ ಹೃದಯಾಯ ನಮಃ! ಹ್ರೀಂ ಶಿರಸೇ ಸ್ವಾಹಾ
 ಹ್ರಾಂ ಶಿಖಾಯೈ ವಷಟ್! ಹ್ರೈಂ ಕವಚಾಯ ಹುಂ ಹ್ರೌಂ ನೇತ್ರತ್ರಯಾಯ ವೌಷಟ್! ಹ್ರಃ ಅಸ್ತಾಯ ಘಟ್!
 ಭೂರ್ಭುವಸ್ಸುಪರೋಮಿತಿ ದಿಗ್ಬಂಧಃ!

ಧ್ಯಾನಂ - ಶಾನ್ತಾಕಾರಂ ಭುಜಗಶಯನಂ ಪದ್ಮನಾಭಂ ಸುರೇಶಂ
 ವಿಶ್ವಾಧಾರಂ ಗಗನ ಸದೃಶಂ ಮೇಘವರ್ಣಂ ಶುಭಾಂಗಂ
 ಲಕ್ಷ್ಮೀಕಾಂತಂ ಕಮಲನಯನಂ ಯೋಗಿ ಹೃದ್ಧ್ಯಾನಗಮ್ಯಂ
 ವಂದೇ ವಿಷ್ಣುಂ ಭವಭಯಹರಂ ಸರ್ವಲೋಕೈಕನಾಥಂ

Now invoke the deity in the fire and the idol with the following mantra. While saying it, imagine that Vishnu who is in your own heart is entering the fire and the idol.

ಓಂ ಹ್ರಾಂ ಹ್ರೀಂ ಕ್ರೋಂ ಯಂ ರಂ ಲಂ ವಂ ಶಂ ಷಂ ಸಂ ಹಂ ಳಂ ಕ್ಷಂ ಓಂ ಹಂಸಃ ಸೋಹಂ ಸೋಹಂ ಹಂಸಃ
ಶ್ರೀ ಮಹಾವಿಷ್ಣೋಃ ಪ್ರಾಣ ಇಹ ಪ್ರಾಣಃ ಜೀವ ಇಹ ಸ್ಥಿತಃ ಸರ್ವೇಂದ್ರಿಯಾಣಿ ವಾಙ್ಮನಶ್ಚಕ್ಷುಃ ಶ್ರೋತ್ರ ಜಿಹ್ವಾಘ್ರಾಣ
ಪ್ರಾಣಾಪಾನವ್ಯಾನೋದಾನಸಮಾನಾಃ ಇಹೈವಾಗತ್ಯ ಸುಖಂ ಚಿರಂ ತಿಷ್ಯಂತು ಸ್ವಾಹಾ ಸಾನ್ನಿಧ್ಯಂ ಕುರ್ವಂತು ಸ್ವಾಹಾ
ಅಸುನೀ ತೇ ಪುನರಸ್ಮಾಸು ಚಕ್ಷುಃ ಪುನಃ ಪ್ರಾಣಮಿಹ ನೋ ದೇಹಿ ಭೋಗಂ ಜ್ಯೋಕ್ವಶ್ಯೇಮ
ಸೂರ್ಯಮುಚ್ಚರಂತಮನುಮತೇ ಮೃಳಯಾ ನಃ ಸ್ತುಸ್ತಿ ಹ್ರಾಂ ಹ್ರೀಂ ಕ್ರೋಂ ಕ್ರೋಂ ಹ್ರೀಂ ಹ್ರಾಂ ಓಂ ಶ್ರೀ
ಮಹಾವಿಷ್ಣು ಪ್ರಾಣಶಕ್ತ್ಯೈ ನಮಃ ಅತ್ರ ಆಗಚ್ಛಿ

Now read the following and make the aavaahani, samsthaapani, sannidhaapani, sannirodhini and avakunthana *mudras* with your hands if you know them. If not, don't worry and just read.

ಆವಾಹಿತೋ ಭವ ಸ್ಥಾಪಿತೋ ಭವ ಸನ್ನಿಹಿತೋ ಭವ ಸನ್ನಿರುದ್ಧೋ ಭವ ಅವಕುಂಠಿತೋ ಭವ ದೇವ ಪ್ರಸೀದ
ಪ್ರಸೀದ ಯಾವದ್ಧೋಮಾವಸಾನಕಂ ತಾವತ್ತ್ವಂ ಪ್ರೀತಿಭಾವೇನ ಮೂರ್ತೌ ಅಗ್ನೌ ಚ ಸನ್ನಿಧಿಂ ಕುರು

While saying this, pray to Lord Vishnu in your mind and ask him to *stay* in the fire and the idol till the *end* of the homam. Now, till the end of the homam, *you* should *firmly* believe that Vishnu *is in the fire* and treat him with *respect* and *love*.

Panchopachaara Pooja (worship of god)

Now, we have to offer worship with several servies to Vishnu in the fire and idol. There are several options. One can do a panchopachaara pooja with 5 services or a shodasopachara pooja with 16 services or a chatusshashtyupachara pooja with 64 services. For simplicity, a panchopachara pooja is recommended in a homam. Those who have a lot of time and want to perform a shodasopachara pooja may refer to Appendix B and use that procedure instead of what is given in this section.

Say the following and offer sandalwood powder/paste to Vishnu in the fire and the idol. You can also offer turmeric powder and kumkum.

ಲಂ ಪೃಥಿವ್ಯಾತ್ಮನೇ ನಮಃ ಗಂಧಂ ಸಮರ್ಪಯಾಮಿ

Say the following and offer a flower (or a flower petal) to Vishnu in the fire and the idol.

ಹಂ ಆಕಾಶಾತ್ಮನೇ ನಮಃ ಪುಷ್ಪಂ ಸಮರ್ಪಯಾಮಿ

Say the following and offer dhoopam (incense) to Vishnu in the fire and the idol. Light the tip of the incense stick, let the fire burn brightly and then extinguish the fire. There should be no fire on the stick but smoke coming from the burning tip. Show the smoke to the fire in the homa kundam.

ಯಂ ವಾಯ್ವಾತ್ಮನೇ ನಮಃ! ಧೂಪಂ ಆಘ್ರಾಪಯಾಮಿ

Say the following and show the deepam (light/lamp) to Vishnu in the fire and the idol.

ರಂ ಅಗ್ನಾತ್ಮನೇ ನಮಃ! ದೀಪಂ ದರ್ಶಯಾಮಿ

Say the following and offer some food to Vishnu in the fire and the idol. You can use cooked food or a fruit or jaggery or sugar. Show it to the fire and idol and offer a little bit into the fire.

If you made only one food item, it is a good idea to offer it at the end of the homam. There will be a naivedyam (food offering) again. Offer something else for now. The offering at the end is the main one.

ವಂ ಅಮೃತಾತ್ಮನೇ ನಮಃ! ನೈವೇದ್ಯಂ ಸಮರ್ಪಯಾಮಿ

Say the following and offer some akshatas to Vishnu in the fire and the idol. This mantra means that we are offering “all services” to Him.

ಸಂ ಸರ್ವಾತ್ಮನೇ ನಮಃ! ಸರ್ವೋಪಚಾರಾನ್ ಸಮರ್ಪಯಾಮಿ

Graha Aahutis (offerings to planets)

Planets are equated to Vishnu’s incarnations by Maharshi Parasara. One aahuti of ghee can be made to each planet. This is optional.

ಓಂ ಸೂರ್ಯಾಯ ಸ್ವಾಹಾ | ಓಂ ಚಂದ್ರಾಯ ಸ್ವಾಹಾ | ಓಂ ಮಂಗಳಾಯ ಸ್ವಾಹಾ | ಓಂ ಬುಧಾಯ ಸ್ವಾಹಾ | ಓಂ
ಬೃಹಸ್ಪತಯೇ ಸ್ವಾಹಾ | ಓಂ ಶುಕ್ರಾಯ ಸ್ವಾಹಾ | ಓಂ ಶನೈಶ್ಚರಾಯ ಸ್ವಾಹಾ | ಓಂ ರಾಹವೇ ಸ್ವಾಹಾ | ಓಂ
ಕೇತವೇ ಸ್ವಾಹಾ |

Pradhaana Homam (main part)

Now, you can offer any mantras of Vishnu you want. Suggested count for each mantra is 4 or 8 or 11 or 12 or 16 or 21 or 28 or 108 or 121 or 1008. Pick a count with each mantra and try to meet that count. At the end of the mantra, you have to add the following and then make an offering in the fire.

॥
ಸ್ವಾಹಾ

When making the last offering with a mantra (*i.e.* you are going to stop that mantra after this offering and switch to a different mantra), you add the following instead of the above:

ವೌಷಟ್

The offering can be a drop of ghee or sesame seeds or murmura/mamra (puffed white rice) or havan samagri or small dry coconut pieces or small pieces of darbha. If you are doing homam on a big scale with a big fire, you can even put banana slices, full coconuts, various fruits, nuts (cashews, almonds etc), dates, raisins, sugar cane pieces, several sweets and snacks *etc*. But, if you are doing on a small scale with a small fire, stick to sesame seeds, dry coconut pieces, puffed white rice and ghee drops. At any cost, avoid spicy substances like any kind of pepper, cinnamon, cloves etc and products containing eggs, meat etc. In general, sweet substances are better. Just offering ghee when you do not have any other substances is also fine.

Vishnu Sahasranamam is a powerful prayer. You can repeat it as many times as you can. It is given in Appendix D. It contains 108 verses and hence 108 aahutis.

Punah Pooja (worship again)

After all the offerings with mantras, we offer a quick worship again to Vishnu in the fire.

Say the following and offer some food to Vishnu in the fire and the idol.

ಓಂ ವಿಷ್ಣುವೇ ನಮಃ! ನೈವೇದ್ಯಂ ಸಮರ್ಪಯಾಮಿ

Light a small camphor piece in a plate and show it to the fire while saying the following. At the end, you can throw the camphor piece into fire.

ಓಂ ವಿಷ್ಣುವೇ ನಮಃ! ನೀರಾಜನಂ ಸಮರ್ಪಯಾಮಿ

If one has time, a panchopachara pooja can also be done as the punah pooja. But the above two things will suffice.

Now get up and do *pradakshinas* to the homa kundam. If someone stands on the roof (or in the sky) and looks down at you, it should look like you are going around the homa kundam in the clockwise direction. Do one or three rounds and then sit down again in front of fire.

Uttaraangam (vote of thanks)²

Now, offer one drop of ghee to Prajapati, then the controllers of the three worlds (bhuh – fire god, bhuvah – wind god, who controls space too, suvah – sun god for all the non-material spiritual realms), to Agni who processes the food for gods and makes it consumable and finally Prajapati again. Read the following and offer a drop of ghee at each “swaahaa”.

² Skip this and go to the next section to find a shorter procedure for uttaraangam.

ಓಂ ಪ್ರಜಾಪತೇ ನ ತ್ವದೇತಾನ್ಯನ್ಯೋ ವಿಶ್ವಾ ಜಾತಾನಿ ಪರಿ ತಾ ಬಭೂವಾ ಯತ್ಕಾಮಾಸ್ತೇ ಜುಹುಮಸ್ತನ್ನೋ ಅಸ್ತು
 ವಯಗ್ಂ ಸ್ಯಾಮ ಪತಯೋ ರಯೀಣಾಮ್ ಸ್ವಾಹಾ ಪ್ರಜಾಪತಯ ಇದಂ ನ ಮಮ॥
 ಓಂ ಭೂಃ ಸ್ವಾಹಾ ಅಗ್ನಯ ಇದಂ ನ ಮಮ॥
 ಓಂ ಭುವಃ ಸ್ವಾಹಾ ವಾಯವ ಇದಂ ನ ಮಮ॥
 ಓಂ ಸುವಃ ಸ್ವಾಹಾ ಸೂರ್ಯಾಯ ಇದಂ ನ ಮಮ॥
 ಯದಸ್ಯ ಕರ್ಮಣೋಽತ್ಯರೀರಿಚಂ ಯದ್ವಾನ್ಯಾನಮಿಹಾಕರಮ್ ಅಗ್ನಿಷ್ಟತ್ ಸ್ವಿಷ್ಟಕೃದ್ವಿದ್ವಾನ್ ಸರ್ವಂ ಸ್ವಿಷ್ಟಂ
 ಸುಹುತಂ ಕರೋತು ಸ್ವಾಹಾ ಅಗ್ನಯೇ ಸ್ವಿಷ್ಟಕೃತ ಇದಂ ನ ಮಮ॥
 ಓಂ ಭೂಭುವಸ್ಸುವಃ ಸ್ವಾಹಾ ಪ್ರಜಾಪತಯ ಇದಂ ನ ಮಮ॥

Now do pranaayaamam again. The procedure of pranaayaamam is explained earlier.

Now, make three offerings to the fire god, asking for forgiveness for any mistakes committed knowingly or unknowingly, while using fire as the medium. Read the following and offer a drop of the ghee in the fire at each “swaahaa”.

Next, three offerings are made to the fire god, wind god and sun god, the controllers of the three worlds. Read the following and offer a drop of the ghee in the fire at each “swaahaa”.

ಅನಾಜ್ಞಾತಂ ಯದಾಜ್ಞಾತಂ ಯಜ್ಞಸ್ಯ ಕ್ರಿಯತೇ ಮಿಥು ಅಗ್ನೇ ತದಸ್ಯ ಕಲ್ಪಯ ತ್ವಗ್ಂ ಹಿ ವೇತ್ಥ ಯಥಾತಥಂ
 ಸ್ವಾಹಾ ಅಗ್ನಯ ಇದಂ ನ ಮಮ॥
 ಪುರುಷಸಂಮಿತೋ ಯಜ್ಞೋ ಯಜ್ಞಃ ಪುರುಷಸಂಮಿತಃ ಅಗ್ನೇ ತದಸ್ಯ ಕಲ್ಪಯ ತ್ವಗ್ಂ ಹಿ ವೇತ್ಥ ಯಥಾತಥಂ
 ಸ್ವಾಹಾ ಅಗ್ನಯ ಇದಂ ನ ಮಮ॥
 ಯತ್ಪಾಕತ್ರಾ ಮನಸಾ ದೀನದಕ್ಷಾ ನಾ ಯಜ್ಞಸ್ಯ ಮನ್ವತೇ ಮರ್ತಾಸಃ ಅಗ್ನಿಷ್ಟದ್ಧೇತಾ ಕ್ರುತುವಿದ್ವಿಜಾನನ್
 ಯಜಿಷ್ಠೋ ದೇವಾನ್ ಋತುಶೋ ಯಜಾತಿ ಸ್ವಾಹಾ ಅಗ್ನಯ ಇದಂ ನ ಮಮ॥
 ಓಂ ಭೂಃ ಸ್ವಾಹಾ ಅಗ್ನಯ ಇದಂ ನ ಮಮ॥
 ಓಂ ಭುವಃ ಸ್ವಾಹಾ ವಾಯವ ಇದಂ ನ ಮಮ॥
 ಓಂ ಸುವಃ ಸ್ವಾಹಾ ಸೂರ್ಯಾಯೇದಂ ನ ಮಮ॥

One final offering to Prajapati is made to beg for forgiveness for various mistakes made in the homam, with respect to pronunciation, actions, procedure, devotion, materials used *etc.* Read the following and offer of drop of ghee.

ಅಸ್ಮಿನ್ ಹೋಮಕರ್ಮಣಿ ಮಧ್ಯೇ ಸಂಭಾವಿತ ಸಮಸ್ತ ಮಂತ್ರಲೋಪ ತಂತ್ರಲೋಪ ಕ್ರಿಯಾಲೋಪ ಭಕ್ತಿಲೋಪ
ಶ್ರದ್ಧಾಲೋಪ ನಿಯಮಲೋಪ ನಿಷ್ಕಾಲೋಪ ದ್ರವ್ಯಲೋಪಾದಿ ಸಮಸ್ತ ದೋಷ ಪ್ರಾಯಶ್ಚಿತ್ತಾರ್ಥಂ ಸರ್ವ
ಪ್ರಾಯಶ್ಚಿತ್ತಾಹುತಿಂ ಹೋಷ್ಯಾಮಿ ಓಂ ಭೂರ್ಭುವಸ್ಸುವಃ ಸ್ವಾಹಾ ಪ್ರಜಾಪತಯ ಇದಂ ನ ಮಮ॥

An offering to Vishnu and an offering to Rudra must be made. Read the following two lines and offer a drop of ghee for each line. Think of Vishnu and Shiva.

ಓಂ ಶ್ರೀ ವಿಷ್ಣವೇ ಸ್ವಾಹಾ ವಿಷ್ಣವೇ ಪರಮಾತ್ಮನ ಇದಂ ನ ಮಮ॥
ಓಂ ನಮೋ ರುದ್ರಾಯ ಪಶುಪತಯೇ ಸ್ವಾಹಾ ರುದ್ರಾಯ ಪಶುಪತಯ ಇದಂ ನ ಮಮ॥

After making an offering to Rudra, wash the hand once. You can simply sprinkle a little bit of water on the right palm for that purpose.

Uttaraangam – shorter version (vote of thanks)

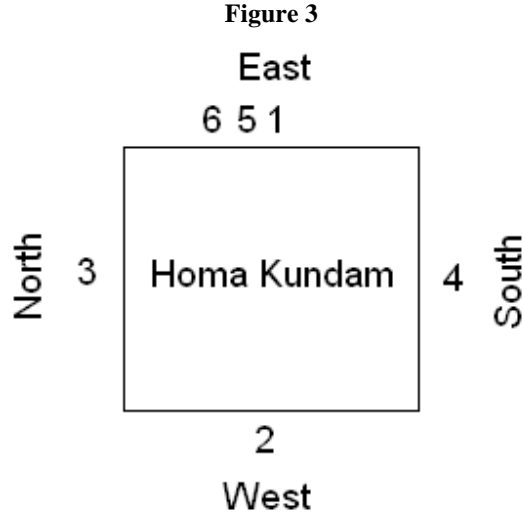
When you are in a hurry, you can perform uttaraangam in a brief form by saying the following and making an offering of ghee with each line.

ಓಂ ಭೂಃ ಸ್ವಾಹಾ ಅಗ್ನಯ ಇದಂ ನ ಮಮ॥
ಓಂ ಭುವಃ ಸ್ವಾಹಾ ವಾಯವ ಇದಂ ನ ಮಮ॥
ಓಂ ಸುವಃ ಸ್ವಾಹಾ ಸೂರ್ಯಾಯ ಇದಂ ನ ಮಮ॥
ಓಂ ಭೂರ್ಭುವಸ್ಸುವಃ ಸ್ವಾಹಾ ಪ್ರಜಾಪತಯ ಇದಂ ನ ಮಮ॥
ಓಂ ಶ್ರೀ ವಿಷ್ಣವೇ ಸ್ವಾಹಾ ವಿಷ್ಣವೇ ಪರಮಾತ್ಮನ ಇದಂ ನ ಮಮ॥
ಓಂ ನಮೋ ರುದ್ರಾಯ ಪಶುಪತಯೇ ಸ್ವಾಹಾ ರುದ್ರಾಯ ಪಶುಪತಯ ಇದಂ ನ ಮಮ॥

Suddhaanna Bali (sacrifice of pure rice)

Now, we have to offer bali (sacrifice to other associated beings). Get the cooked white rice (or banana slices or some other fruit slices or raisins). Just place a small token amount as bali. You need to place bali in six different places outside the homa kundam. First, place it on the east of the homa kundam. Then on the west, then on the north, then on the south and finally two more on the east (a little north to the previous bali(s) placed in the east). The order and positions can be found in Figure 3. While offering balis in six places, the following sentence can be said:

ಓಂ ಪಾರ್ಷದೇಭ್ಯೋ ನಮಃ! ಬಲಿಂ ಸಮರ್ಪಯಾಮಿ



The rice remaining after offering balis should be thrown away and not consumed. If cooked rice is not available, small banana slices or some other fruit slices can be used. Again, any fruit pieces left over after bali should be thrown away and not consumed.

Vasordhaaraa (stream of excellence)

Take a little ghee into the ladle and pour it slowly on the burning dry coconut pieces in the homa kundam while reading the third verse from “Rudra Chamakam”. It is given below.

Don't pour too much ghee if you don't want much smoke. Just take one teaspoonful of ghee in the wooden ladle and manage with it slowly. This ghee should be just enough to make the pieces burn well so that poornaahuti (about to be offered) burns well.

ಓಂ ಶಂ ಚ ಮೇ ಮಯಶ್ಚ ಮೇ ಪ್ರಿಯಂ ಚ ಮೇನುಕಾಮಶ್ಚ ಮೇ ಕಾಮಶ್ಚ ಮೇ ಸೌಮನಸಶ್ಚ ಮೇ ಭದ್ರಂ ಚ
ಮೇ ಶ್ರೇಯಶ್ಚ ಮೇ ವಸ್ಯಶ್ಚ ಮೇ ಯಶಶ್ಚ ಮೇ ಭಗಶ್ಚ ಮೇ ದ್ರವಿಣಂ ಚ ಮೇ ಯಂತಾ ಚ ಮೇ ಧರ್ತಾ ಚ ಮೇ
ಕ್ಷೇಮಶ್ಚ ಮೇ ಧೃತಿಶ್ಚ ಮೇ ವಿಶ್ವಂ ಚ ಮೇ ಮಹಶ್ಚ ಮೇ ಸಂವಿಚ್ಛ ಮೇ ಜ್ಞಾತ್ರಂ ಚ ಮೇ ಸೂಶ್ಚ ಮೇ ಪ್ರಸೂಶ್ಚ
ಮೇ ಸೀರಂ ಚ ಮೇ ಲಯಶ್ಚ ಮಋತಂ ಚ ಮೇನಮೃತಂ ಚ ಮೇನಯಕ್ಷ್ಮಂ ಚ ಮೇನಾಮಯಚ್ಚ ಮೇ
ಜೀವಾತುಶ್ಚ ಮೇ ದೀರ್ಘಾಯುತ್ವಂ ಚ ಮೇನಮಿತ್ರಂ ಚ ಮೇನಭಯಂ ಚ ಮೇ ಸುಗಂ ಚ ಮೇ ಶಯನಂ ಚ ಮೇ
ಸೂಷಾ ಚ ಮೇ ಸುದಿನಂ ಚ ಮೇ॥

Poornaahuti

Now, we have to prepare a package for poornaahuti (“complete offering”). The normal procedure is to place a full dry coconut, some metal coins, some turmeric, some sandalwood, some kumkum, some akshatas, samples of some of the materials used in homam as offerings in a cloth and tie the cloth.

For a simple homam with a small fire, you may take a dry coconut half and place a few akshatas, one coin, little sandalwood powder, turmeric powder, kumkum powder and samples of materials offered earlier in it. If you do a small homam everyday in a western country and need to minimize the smoke, you may put just a small coconut piece as poornaahuti. If you are doing homam in a big firepit that is dug in ground, you may want to experiment with a regular full coconut that has little water. It is a more accurate representation of the ego of a normal person.

Place the poornaahuti on the wooden ladle, say the mantra below and then place the poornaahuti in fire carefully with hand (if you drop it on a small fire from the wooden ladle, it can extinguish the fire and also loose materials can spill everywhere in the homa kundam).

ಓಂ ಪೂರ್ಣಾಹುತಿಮುತ್ತಮಾಂ ಜುಹೋತಿ ಸರ್ವಂ ವೈ ಪೂರ್ಣಾಹುತಿಃ ಸರ್ವಮೇವಾಪ್ನೋತಿ ಅಥೋ ಇಯಂ
 ವೈ ಪೂರ್ಣಾಹುತಿಃ ಅಸ್ಯಾಮೇವ ಪ್ರತಿಷ್ಠತಿ
 ಓಂ ಪೂರ್ಣಮದಃ ಪೂರ್ಣಮಿದಂ ಪೂರ್ಣತ್ಪೂರ್ಣಮುದಚ್ಯತೇ ಪೂರ್ಣಸ್ಯ ಪೂರ್ಣಮಾದಾಯ
 ಪೂರ್ಣಮೇವಾವಶಿಷ್ಯತೇ||
 ಓಂ ವಿಷ್ಣವೇ ನಮಃ ಪೂರ್ಣಾಹುತಿಂ ಸಮರ್ಪಯಾಮಿ

While (or after) placing the poornaahuti in the fire, say the following mantra.

ಓಂ ಬ್ರಹ್ಮಾರ್ಪಣಂ ಬ್ರಹ್ಮಹವಿರ್ ಬ್ರಹ್ಮಾಗ್ನೌ ಬ್ರಹ್ಮಣಾ ಹುತಂ ಬ್ರಹ್ಮೈವ ತೇನ ಗಂತವ್ಯಂ ಬ್ರಹ್ಮ ಕರ್ಮ
 ಸಮಾಧಿನಾ||

Imagine that you are completely surrendering yourself to Vishnu. Poornaahuti basically means “complete surrender”. The full (or half) coconut used in the poornaahuti is a symbol of one’s head, *i.e.* ego (“I-ness”), which is to be sacrificed (surrendered) to Vishnu. Think of Vishnu as a manifestation of the Supreme Cosmic Being who fills the whole universe and who is the true owner of your body, mind, existence, thoughts, knowledge and actions. Surrender to Him fully. Without that inner sense of complete surrender, an elaborate poornaahuti ritual with pristine materials has no meaning. Most Vedic rituals are symbolic of certain inner changes that you bring about within yourself, to remove obstacles within your sookshma sareera that are blocking self-knowledge. The purpose of Veda is the knowledge of self (Aatman) and all rituals are ultimately for that purpose. Doing rituals blindly is a good starting point, but at some stage, one has to wonder about the inner meaning.

Winding Up and Meditation

The fire god (Agni) has carried all our offerings to various gods. So the final offering is to him. Read the following and offer a drop of ghee in the fire.

ಸಪ್ತ ತೇ ಅಗ್ನೇ ಸಮಿಧಃ ಸಪ್ತ ಜಿಹ್ವಾಃ ಸಪ್ತ ಋಷಯಸ್ಸಪ್ತಃ ಧಾಮ ಪ್ರಿಯಾಣಿ ಸಪ್ತ ಹೋತ್ರಾ ಸಪ್ತ ಧಾತ್ವಾ
ಯಜನ್ತಿ ಸಪ್ತಯೋನೀರಾಪ್ಯುಣಸ್ವಾ ಫೃತೇನ ಸ್ವಾಹಾ ಅಗ್ನಯೇ ಸಪ್ತವತ ಇದಂ ನ ಮಮ॥

Take some water in a spoon and sprinkle it around the homa kumdam as shown in Figure 2. This is similar to what we did at the beginning, but the mantras to say are slightly different. Instead of the four mantras used earlier, use the following four mantras when sprinkling water along the four arrows marked as 1, 2, 3 and 4 in Figure 2:

ಅದಿತೇಽನ್ವಮಂಸ್ಥಾಃ ಅನುಮತೇಽನ್ವಮಂಸ್ಥಾಃ ಸರಸ್ವತೇಽನ್ವಮಂಸ್ಥಾಃ ದೇವ ಸವಿತಃ ಪ್ರಾಸಾವೀಃ॥

The ritual of homam cleanses one internally. The powerful divine presence in the fire has a great ability to cleanse one. Especially, a sincerely offered poornaahuti creates a lot of positive energy as it burns. One can take advantage of it by meditating in front of the fire as the poornaahuti burns. The time when the poornaahuti burns is the best time to meditate.

Sit still with a straight back in front of the fire and meditate. Make sure that the back is erect and yet not too tight. Make sure that the neck and head are also erect. Close the eyes, imagine your favorite deity in a form you like and meditate on that form with your favorite mantra. You can meditate on Vishnu also. It can be the mantra with which you did homam or any other mantra of any deity. Try to forget about the your body and what you are doing and get into the mantra fully. Think that the deity you are imagining is a manifestation of Supreme Cosmic Being and think that all beings and all objects of this world are expressions of the play of that deity. Think that that deity is the true Doer of all actions by all beings of this world. Your chances of losing consciousness of your body and immersing in the mantra fully are the maximum at this point of time than any other (while the poornaahuti is burning)! Take advantage and meditate for atleast 5-10 minutes with maximum focus now. Consider this an essential part of the homam.

Rakshaa

Now, take the darbhas placed at the beginning outside the homa kundam on the western side (or new darbhas, if you did not place any darbhas along the boundaries due to lack of darbhas), apply a little ghee to them and place the tips in fire. When they catch fire, remove them from the fire, place them in a container and let the whole darbhas burn. The black ash you get is called “rakshaa” (protection). At the end of the homam, you can apply a little rakshaa to the forehead of the idol and then a little to your own forehead and the foreheads of others. This is believed to protect from evil forces. You can store the rakshaa for future use on important occasions.

If your fire is too small and does not last till this point, you may consider taking rakshaa before meditation.

It is not *necessary* to take raksha. One can skip this step. Alternately, one can skip now and later mix the ashes of the materials burnt in the homa kundam with ghee and use that as rakshaa.

Udvaasana (good bye)

Take a couple of darbhas in your right hand and a couple more darbhas with your left hand. Take some flowers or akshatas also if available. Hold the darbhas with the tips facing away from you and the bases in your hands. Now touch the two sides of the homakundam with the darbhas in the two hands. Then touch the idol with those darbhas and leave the akshatas and flowers on the god. Imagine that the energy from the homakundam has been transferred into the idol. To simplify this, you can also place your fists containing a few akshatas on top of the northern and southern sides of homa kundam and then deposit the akshatas in those fists at the feet of the idol.

Say the following and show your heart with your hands. Imagine that Sri Mahaganapathi has exited the fire and came back into your heart.

ಅಸ್ಮಾದಗ್ನೇಃ ಶ್ರೀಮಹಾಗಣಪತಿಂ ಯಥಾಸ್ಥಾನಂ ಪ್ರತಿಷ್ಠಾಪಯಾಮಿ

Say the following and show your heart with your hands. Imagine that Vishnu has exited the fire and the idol and came back into your heart.

ಅಸ್ಮಾನ್ಮೂರ್ತೇಶ್ಚ ಅಗ್ನೇಶ್ಚ ಶ್ರೀಮಹಾವಿಷ್ಣುಂ ಯಥಾಸ್ಥಾನಂ ಪ್ರತಿಷ್ಠಾಪಯಾಮಿ

Now, we have to say goodbye to the fire god too. Say the following and bow to the fire god.

ಅಗ್ನೇ ನಯ ಸುಪಥಾ ರಾಯೇ ಅಸ್ಮಾನ್ ವಿಶ್ವಾನಿ ದೇವ ವಯುನಾನಿ ವಿದ್ವಾನ್ |
ಯುಯೋಧ್ಯಸ್ಮ ಜ್ವಹುರಾಣಮೇನೋ ಭೂಯಿಷ್ಯಾಂ ತೇ ನಮ ಉಕ್ತಿಂ ವಿಧೇಮ | ಅಗ್ನಯೇ ನಮಃ ||

Conclusion

Say the following three verses. Think of Krishna and imagine that you are not the doer and Krishna is the doer who is acting through you. While you do it, place a few akshatas on the tips of the ring and middle fingers of the right hand, place the palm on the small deposit bowl and wash it such that the water and akshatas are deposited in the deposit bowl.

ಮಂತ್ರಹೀನಂ ಕ್ರಿಯಾಹೀನಂ ಭಕ್ತಿಹೀನಂ ಹುತಾಶನ | ಯದ್ಧುತಂತು ಮಯಾ ದೇವ ಪರಿಪೂರ್ಣಂ ತದಸ್ತುತೇ ||
ಪ್ರಾಯಶ್ಚಿತ್ತಾನ್ಯಶೇಷಾಣಿ ತಪಃ ಕರ್ಮಾತ್ಮಕಾನಿ ವೈ | ಯಾನಿ ತೇಷಾಮಶೇಷಾಣಾಂ ಶ್ರೀ ಕೃಷ್ಣಸ್ಮರಣಂ ಪರಂ || ಶ್ರೀ
ಕೃಷ್ಣ ಕೃಷ್ಣ ಕೃಷ್ಣ |
ಕಾಯೇನ ವಾಚಾ ಮನಸೇಂದ್ರಿಯೈರ್ವಾ ಬುದ್ಧ್ಯಾತ್ಮನಾ ವಾ ಪ್ರಕೃತೇಃ ಸ್ವಭಾವಾತ್ | ಕರೋಮಿ ಯದ್ಯತ್ ಸಕಲಂ
ಪರಸ್ಮೈ ನಾರಾಯಣಾಯೇತಿ ಸಮರ್ಪಯಾಮಿ ||

Say the following finally. Imagine that Sri Vishnu became pleased with your homam. Surrender the doership of the homam to Krishna and pray for peace.

ಅನೇನ ದಿವ್ಯ ಮಂಗಳ ಹೋಮೇನ ಭಗವಾನ್ ಸರ್ವಾತ್ಮಕಃ ಮಹಾವಿಷ್ಣುಃ ಪ್ರೀಯತಾಮ್ ಓಂ ತತ್ಸತ್ ಸರ್ವಂ ಶ್ರೀ
ಕೃಷ್ಣಾಪರ್ಣಮಸ್ತು ಓಂ ಶಾಂತಿಃ ಶಾಂತಿಃ ಶಾಂತಿಃ

After this, you should not think of yourself as the doer of the homam just finished, for you have surrendered the doership to Krishna!

The naivedyam (food) you offered can be eaten now and served to others. The rakshaa (holy ash) can be mixed with a drop of ghee and applied on the forehead as a dot or a line.

If you used a kalasam (water pot) in addition to an idol to invoke the god, you can take a bath with the water in the kalasam. Pour the water on yourself after you finish your bath, while saying a mantra of Vishnu. After pouring that water on yourself, don't pour any more regular water. The water from kalasam should be the last water you pour on yourself in the bath. In other words, you should absorb the energy in that water for a while.

It is possible to put a kalasam and use it everyday without changing water. One may change the water every weekend or on every Ashtami or Ekadasi day and take bath with the old water.

:: Sarvam Sri Krishnarapanamastu :: :: Om Shaantih Shaantih Shaantih ::

Appendix A: Super-short Homam (minimum mantras)

For those who are uncomfortable with Sanskrita and yet want to perform homam, the procedure given in this document may still be difficult. For such people, I can recommend a much shorter procedure. It is hoped that those who start with this super-short homam will eventually make an effort to switch to the main procedure given in this document, after they get some practice and become comfortable with mantras in Sanskrita.

Mantras offered to a deity in fire are powerful irrespective of the procedure used. Instead of not doing homam at all, it is better to do this super-short homam.

This appendix will describe a super-short procedure very briefly. If some details are unclear, please contextualize them by reading the rest of the document. The sanskrita mantras are minimized in this super-short procedure.

Preliminary Procedure

Think in your mind of Mother Earth, Lord Ganesha, Vishnu, your parents, rishis of your lineage (if you know them), all rishis and all gods. You can use a language that you are comfortable with (e.g. English or Hindi or Russian) and say something in an intuitive way to remember all of them.

Take a tumbler or glass of water. Take three spoonfuls of water from the tumbler and drink them while saying: “This is for Keshava (ಕೇಶವ)”, “This is for Naaraayana (ನಾರಾಯಣ)” and “This is for Maadhava (ಮಾಧವ)”.

With akshatas in hand, pray to Ganesha: “O Ganesha (ಗಣೇಶ)! Please remove obstacles from my homam”. Do praanaayaama (see the section on it in the main document), possibly with the *Om* sound or a mantra given earlier.

Now take a vow: “I shall now perform a homam to the best of my ability, for the pleasure of Mahavishnu (ಮಹಾವಿಷ್ಣು).”

Leave the akshatas in front of the idol or homa kundam.

Early Offerings

Light a lamp. Put some akshatas in the water tumbler and say “vam (ವಂ)” 11 times. Take the water with the spoon and sprinkle it on yourself, on the homa kundam, on the idol and on the food, fruits and flowers.

Homa kundam should be on your east and you should be facing east. Draw two red parallel east-west lines with kumkum (vermilion) connecting the middle of the western edge of homa kundam with your seat and place the container with melted ghee on those lines.

Take a small camphor piece, light it in the lamp and place the burning camphor piece in homa kundam while saying the following.

ಓಂ ಭೂರ್ಭುವಸ್ಸು ವರೋಂ

O Fire god, please co-operate with me and make my offerings reach gods in a state of purity.

Place dry coconut pieces or wood above it and make sure that they catch fire. Now offer five drops of ghee while saying the following:

ಓಂ ಪ್ರಜಾಪತಯೇ ಸ್ವಾಹಾ ||
ಓಂ ಇಂದ್ರಾಯ ಸ್ವಾಹಾ ||
ಓಂ ಅಗ್ನಯೇ ಸ್ವಾಹಾ ||
ಓಂ ಸೋಮಾಯ ಸ್ವಾಹಾ ||

This is for forgiveness of my mistakes so far.

ಓಂ ಭೂರ್ಭುವಸ್ಸು ವಃ ಸ್ವಾಹಾ ||

Quick Worship of Ganesha in Fire

Say “O Ganesha (ಗಣೇಶ), please come into this fire”. Say the following while showing the fire

with folded palms (as though you are telling someone “come here”):

ಆವಾಹಿತೋ ಭವ ಸ್ಥಾಪಿತೋ ಭವ

Put some akshatas in the fire and say “O Ganesha (ಗಣೇಶ), please be pleased with these services from me”. Now repeat the following mantra of Ganesha 4 times with an offering of ghee or something else.

ಓಂ ಗಂ ಗಣಪತಯೇ ನಮಃ | ಸ್ವಾಹಾ

Main Homam of Vishnu

Say “O Mahavishnu (ಮಹಾವಿಷ್ಣು), please come into this fire”. Say the following while showing the fire with folded palms (as though you are telling someone “come here”):

ಆವಾಹಿತೋ ಭವ ಸ್ಥಾಪಿತೋ ಭವ

Put some akshatas in the fire and say “O Mahavishnu (ಮಹಾವಿಷ್ಣು), please be pleased with these services from me”.

Now repeat the mantras of Vishnu that you know 4 or 8 or 11 or 12 or 16 or 21 or 28 or 108 or 121 or 1008 times. At a minimum, do the following simple mantra as many times as you can.

ಶ್ರೀ ರಾಮ ರಾಮ ರಾಮೇತಿ ರಮೇ ರಾಮೇ ಮನೋರಮೇ | ಸಹಸ್ರನಾಮ ತತ್ಪುಲ್ಯಂ ರಾಮ ನಾಮ ವರಾನನೇ
|| ಸ್ವಾಹಾ ||

Each time you say this, offer ghee or akshatas or sesame seeds or some other materials described earlier in this document in the fire. If you do the above mantra many times and not do any other mantras, it is acceptable.

At the end of the offerings, take some food you cooked (or fruit), show it to the fire and say “O Mahavishnu (ಮಹಾವಿಷ್ಣು), please accept this” and throw a small bit into fire. Then stand up and go around the homa kundam once or 3 times. If someone looks at you from the roof or from the sky, it should look like you are going around the homa kundam in clockwise direction. At the end, you can bow in front of the fire. Finally sit down in front of the fire in your original place.

Final Offerings

Say the following lines and offer a drop of ghee in the fire after each line:

ಓಂ ಭೂಃ ಸ್ವಾಹಾ

ಓಂ ಭುವಃ ಸ್ವಾಹಾ

ಓಂ ಸುವಃ ಸ್ವಾಹಾ

ಓಂ ಭೂಭುವಸ್ಸುವಃ ಸ್ವಾಹಾ

ಓಂ ವಿಷ್ಣವೇ ಸ್ವಾಹಾ

ಓಂ ರುದ್ರಾಯ ಸ್ವಾಹಾ

At the end, sprinkle a little water on your right hand.

If it is possible, now offer six chunks of cooked white rice or fruit slices in the six places shown in Figure 3, while saying “these are for the associates of Mahavishnu (ಮಹಾವಿಷ್ಣು)”. Otherwise, you may skip this step.

Poornaahuti

While saying “Om”, pour a stream of ghee from the spoon into the fire. When the fire becomes big, you can offer poornaahuti.

Please read the section on poornaahuti in the main document for the description of materials needed, meaning of poornaahuti and the spirit to be followed. Instead of the mantras in the main document, just say the following:

ಓಂ ವಿಷ್ಣವೇ ನಮಃ! ಪೂರ್ಣಾಹುತಿಂ ಸಮರ್ಪಯಾಮಿ

Then drop the full coconut or half coconut or coconut piece in fire. Offer one more drop of ghee while saying:

ಓಂ ಅಗ್ನಯೇ ಸಪ್ತವತೇ ಸ್ವಾಹಾ

Now, meditate with any mantra you like for 5-10 minutes as the poornaahuti burns. For some useful tips, please refer to the main document.

At the end of the meditation, show your heart with your hands and say “O Ganesha (ಗಣೇಶ) and O Mahavishnu (ಮಹಾವಿಷ್ಣು), please come back into my heart”. Also, thank the fire god mentally for his co-operation in the ritual. Then say:

ಸರ್ವಂ ಶ್ರೀ ಕೃಷ್ಣಾರ್ಪಣಮಸ್ತು! ಓಂ ಶಾಂತಿಃ ಶಾಂತಿಃ ಶಾಂತಿಃ!

If you minimize the entire procedure and spend maximum time chanting a mantra of Lord Vishnu with offerings into fire and then meditating as the poornaahuti burns, you will get the most out of your homam and not lose much! After some practice, you can compare this super-short procedure with the procedure given in the main document and keep adding mantras from the main procedure and eventually switch to the main procedure. But even this super-short procedure, when performed sincerely, can give good results.

Appendix B: Shodasopachaara Pooja

[If you want to perform a shodasopachaara pooja (a worship consisting of 16 services) to Vishnu who is in fire and the idol, instead of the panchopachaara pooja mentioned in this document, please use the procedure in this appendix instead. This will take more time.]

Say the line below and think in the mind that you are offering a nice seat to Vishnu to sit on. While imagining that, just offer a few akshatas to the idol and the fire.

ಓಂ ವಿಷ್ಣವೇ ನಮಃ! ಆಸನಂ ಸಮರ್ಪಯಾಮಿ

Now, say the line below imagine that you are washing his feet. While imagining that, show a little water with the spoon to the fire and leave the water in a small empty bowl (we will call it “the deposit bowl” from now onwards).

ಓಂ ವಿಷ್ಣವೇ ನಮಃ! ಪಾದಯೋಃ ಪಾದ್ಯಂ ಸಮರ್ಪಯಾಮಿ

Say the line below, imagine that you are washing the hands of Vishnu, show a little water in the spoon to the fire and leave it in the deposit bowl.

ಓಂ ವಿಷ್ಣವೇ ನಮಃ! ಹಸ್ತಯೋಃ ಅರ್ಘ್ಯಂ ಸಮರ್ಪಯಾಮಿ

Say the line below, imagine that you are offering drinking water to Vishnu 's mouth, show a little water in the spoon to the fire and leave it in the deposit bowl.

ಓಂ ವಿಷ್ಣವೇ ನಮಃ! ಮುಖೇ ಶುದ್ಧಾಚಮನೀಯಂ ಸಮರ್ಪಯಾಮಿ

Say the first sentence below, imagine that you are giving a bath to Vishnu, show a little water in the spoon to the fire and leave it in the deposit bowl. Say the second sentence below, imagine that you are giving drinking water to Vishnu 's mouth after bath, show a little water in the spoon to the fire and leave it in the deposit bowl.

ಓಂ ವಿಷ್ಣವೇ ನಮಃ! ಸ್ನಾನಯಾಮಿ | ಸ್ನಾನಾನಂತರಂ ಆಚಮನೀಯಂ ಸಮರ್ಪಯಾಮಿ

Say the line below, imagine that you are offering a pair of nice clothes (one in the top and one in the bottom, *i.e.* like a shirt and a pant) and offer a few akshatas to the idol and the fire.

ಓಂ ವಿಷ್ಣವೇ ನಮಃ! ವಸ್ತ್ರಾಣಿ ಧಾರಯಾಮಿ

Say the line below, imagine that you are offering a yajnopaveetam (sacred thread) and offer a few akshatas to the idol and the fire.

ಓಂ ವಿಷ್ಣವೇ ನಮಃ! ಯಜ್ಞೋಪವೀತಂ ಸಮರ್ಪಯಾಮಿ

Say the line below, imagine that you are offering nice jewelry and offer a few akshatas to the idol and the fire.

ಓಂ ವಿಷ್ಣವೇ ನಮಃ! ಆಭರಣಾನಿ ಸಮರ್ಪಯಾಮಿ

Say the line below and offer a little bit of sandalwood paste, turmeric powder, kumkum powder and akshatas to the idol and the fire. If you don't have all these, just sprinkle a few akshatas on the idol and the fire.

ಓಂ ವಿಷ್ಣವೇ ನಮಃ! ಗಂಧಾನ್ ಧಾರಯಾಮಿ ಹರಿದ್ರಾ ಕುಂಕುಮಂ ಸಮರ್ಪಯಾಮಿ ಅಕ್ಷತಾನ್ ಸಮರ್ಪಯಾಮಿ

Keep sprinkling a few flowers or flower petals or akshatas on the idol and the fire while reading the following 16 names of Vishnu. Make sure you put very little amount of materials in the fire, so that you don't extinguish it accidentally. Offer most things to the idol instead. Just offer a token amount in the fire.

ಓಂ ವಿಷ್ಣವೇ ನಮಃ! ಪುಷ್ಪಾಣಿ ಪೂಜಯಾಮಿ

Say the following line and show the incense stick lighted before to the fire and the idol.

ಓಂ ವಿಷ್ಣವೇ ನಮಃ! ಧೂಪಂ ಆಘ್ರಾಪಯಾಮಿ

Say the following line and show the lamp lighted before to the fire and the idol. Then show a little water in the spoon to the fire and idol and leave it in the deposit bowl.

ಓಂ ವಿಷ್ಣವೇ ನಮಃ! ದೀಪಂ ದರ್ಶಯಾಮಿ ಆಚಮನೀಯಂ ಸಮರ್ಪಯಾಮಿ

Say the first sentence below, show one of the two food items you prepared (or fruits) to god and imagine that he tasted it. If you know the standard procedure of offering *naivedyam* with the Gayatri mantra, you can do it. Else, don't worry and just say the line below. When saying the

second line, imagine that you are offering a nice *taamboolam* (*paan*) to Vishnu and offer some akshatas in their place to the idol and the fire.

ಓಂ ವಿಷ್ಣುವೇ ನಮಃ! ನೈವೇದ್ಯಂ ಸಮರ್ಪಯಾಮಿ! ತಾಂಬೂಲಂ ಸಮರ್ಪಯಾಮಿ!

Place a little camphor on a camphor container or a plate, light it and make a clockwise vertical circle in the air with the plate in front of the fire. Say the line below while you do it.

ಓಂ ವಿಷ್ಣುವೇ ನಮಃ! ಕರ್ಪೂರನೀರಾಜನಂ ಸಮರ್ಪಯಾಮಿ!

Take a small flower (or some akshatas) in your right hand, say the following and offer the flower to the idol (and perhaps a couple of petals into the fire). If you know “Narayana Sooktam” and/or Mantrapushpam (and if you have time), read them first and then say the line below. Otherwise, just this line will do. Imagine that you are offering a flower that captures the essence of all mantras.

ಓಂ ವಿಷ್ಣುವೇ ನಮಃ! ಮಂತ್ರಪುಷ್ಪಂ ಸಮರ್ಪಯಾಮಿ!

Say the following and bow before Vishnu mentally. Of course, you can also get up, go around the homa kundam once or thrice and bow down (or kneel down or lie down) in front of the fire, if you are not in a hurry. If someone looks at you from the roof or sky, it should look like you are going around the fire in clockwise directions.

ಓಂ ವಿಷ್ಣುವೇ ನಮಃ! ಪ್ರದಕ್ಷಿಣ ನಮಸ್ಕಾರಾನ್ ಸಮರ್ಪಯಾಮಿ!

While you do all this, make sure that the fire gets going. Keep placing more dry coconut pieces if necessary to keep the fire going. It may be tricky the first few times, but you will get used to it. When necessary, you can sprinkle a little camphor powder in the fire to make it bigger.

Appendix C: Practical Tips and Hints

Here are some hints related to practical aspects of homam:

(1) In the beginning, there may be problems with maintaining the fire. New dry coconut pieces (or wood pieces) have to be put in the fire while old pieces are still burning, in order to keep the fire going. One’s ability to estimate how long a dry coconut piece can sustain fire will improve with time.

(2) If the fire completely goes away, sprinkling some camphor powder on the hot pieces can bring the fire back. That fire can be sustained by placing new pieces.

(3) If only a small amount of akshatas are offered during pooja (one or two akshatas each time) and placed on a coconut piece, they will eventually burn.

(4) When offering a flower, if only a petal is placed on a coconut piece and the rest of the flower is placed near the idol, it has a better chance of burning fully in the fire without creating problems to the fire. Of course, in a homam performed with a big fire, full flowers burn easily.

(5) If small amounts are offered, it works better (when the fire is also small).

(6) If merely a drop of ghee is offered each time, less smoke is generated.

(7) Wood generates smoke. But dry coconut generates very little smoke. It generates smokes mainly at the end when the fire goes away. If the homa kundam is close to a window and the window is opened at the end, that may be sufficient to drive the little smoke out.

(8) Apart from mantras of Vishnu, mantras of other deities can be offered in the fire while imagining them and Vishnu to be different manifestations of the same Cosmic Being.

(9) It is a very good idea to keep the body as still as possible, with minimal movement of only those body parts that must move (e.g. arm and mouth). It will maximize the positive spiritual benefit from homam.

(10) It is a good idea to keep atleast two coconut pieces burning all the time. Even if the fire in one becomes weak, the other piece can help re-ignite it.

(11) If one puts a lot of oil or ghee in a pan and heats it, it generates smoke as the ghee burns. If one puts too little oil in a pan and tries to fry vegetables, they burn and generate smoke. If one puts the right balance of oil and vegetables, they get cooked properly and there is no smoke. Similarly, if one puts the right balance of ghee and solid materials, they burn without smoke. There will be some smoke only at the end, when the fire goes off. Wood, on the other hand, is different from dry coconut and generates more smoke.

Appendix D: Vishnu Sahasra Namam

ವಿಶ್ವಂ ವಿಷ್ಣುರ್ ವಷಟ್ಕಾರೋ ಭೂತಭವ್ಯಭವತ್ ಪ್ರಭುಃ |

ಭೂತಕೃದ್ ಭೂತಭೃದ್ ಭಾವೋ ಭೂತಾತ್ಮಾ ಭೂತಭಾವನಃ ||ಸ್ವಾಹಾ||

ಪೂತಾತ್ಮಾ ಪರಮಾತ್ಮಾ ಚ ಮುಕ್ತಾನಾಂ ಪರಮಾ ಗತಿಃ |

ಅವ್ಯಯಃ ಪುರುಷಃ ಸಾಕ್ಷೀ ಕ್ಷೇತ್ರಜ್ಞೋಽಕ್ಷರ ಏವ ಚ ||ಸ್ವಾಹಾ||

ಯೋಗೋ ಯೋಗವಿದಾಂ ನೇತಾ ಪ್ರಧಾನಪುರುಷೇಶ್ವರಃ |

ನಾರಸಿಂಹವಪುಃ ಶ್ರೀಮಾನ್ ಕೇಶವಃ ಪುರುಷೋತ್ತಮಃ ||ಸ್ವಾಹಾ||

ಸರ್ವಃ ಶರ್ವಃ ಶಿವಃ ಸ್ಥಾನುರ್ ಭೂತಾದಿನಿಧಿ ರವ್ಯಯಃ |

ಸಂಭವೋ ಭಾವನೋ ಭರ್ತಾ ಪ್ರಭವಃ ಪ್ರಭುರೀಶ್ವರಃ ||ಸ್ವಾಹಾ||

ಸ್ವಯಂಭೂಃ ಶಂಭುರಾದಿತ್ಯಃ ಪುಷ್ಕರಾಕ್ಷೋ ಮಹಾಸ್ವನಃ |
 ಅನಾದಿನಿಧನೋ ಧಾತಾ ವಿಧಾತಾ ಧಾತುರುತ್ತಮಃ ||ಸ್ವಾಹಾ||
 ಅಪ್ರಮೇಯೋ ಹೃಷೀಕೇಶಃ ಪದ್ಮನಾಭೋಽಮರಪ್ರಭುಃ |
 ವಿಶ್ವಕರ್ಮಾ ಮನುಸ್ವಷ್ಟಾ ಸ್ಥವಿಷ್ಯಃ ಸ್ಥವಿರೋ ಧ್ರುವಃ ||ಸ್ವಾಹಾ||
 ಅಗ್ರಾಹ್ಯಃ ಶಾಶ್ವತಃ ಕೃಷ್ಣೋ ಲೋಹಿತಾಕ್ಷಃ ಪ್ರತರ್ಧನಃ
 ಪ್ರಭೂತ ಸ್ತಿಕಕುಬ್ಧಾಮ ಪವಿತ್ರಂ ಮಂಗಳಂ ಪರಂ ||ಸ್ವಾಹಾ||
 ಈಶಾನಃ ಪ್ರಾಣದಃ ಪ್ರಾಣೋ ಜ್ಯೇಷ್ಠಃ ಶ್ರೇಷ್ಠಃ ಪ್ರಜಾಪತಿಃ |
 ಹಿರಣ್ಯಗರ್ಭೋ ಭೂಗರ್ಭೋ ಮಾಧವೋ ಮಧುಸೂದನಃ ||ಸ್ವಾಹಾ||
 ಈಶ್ವರೋ ವಿಕ್ರಮೀಧನ್ವೀ ಮೇಧಾವೀ ವಿಕ್ರಮಃ ಕ್ರಮಃ |
 ಅನುತ್ತಮೋ ದುರಾದರ್ಷಃ ಕೃತಜ್ಞಃ ಕೃತಿರಾತ್ಮವಾನ್ ||ಸ್ವಾಹಾ||
 ಸುರೇಶಃ ಶರಣಂ ಶರ್ಮ ವಿಶ್ವರೇತಾಃ ಪ್ರಜಾಭವಃ |
 ಅಹಸ್ಸಂವತ್ಸರೋ ವ್ಯಾಳಃ ಪ್ರತ್ಯಯಃ ಸರ್ವದರ್ಶನಃ ||ಸ್ವಾಹಾ||
 ಅಜಃ ಸರ್ವೇಶ್ವರಃ ಸಿದ್ಧಃ ಸಿದ್ಧಿಃ ಸರ್ವಾದಿ ರಚ್ಯುತಃ |
 ವೃಷಾಕಪಿ ರಮೇಯಾತ್ಮಾ ಸರ್ವಯೋಗವಿನಿಸ್ಸೃತಃ ||ಸ್ವಾಹಾ||
 ವಸುರ್ವಸುಮನಾಸ್ಸತ್ಯಃ ಸಮಾತ್ಮಾ ಸಮ್ನಿತಃ ಸಮಃ |
 ಅಮೋಘಃ ಪುಂಡರೀಕಾಕ್ಷೋ ವೃಷಕರ್ಮಾ ವೃಷಾಕೃತಿಃ ||ಸ್ವಾಹಾ||
 ರುದ್ರೋ ಬಹುಶಿರಾ ಬಭ್ರುರ್ ವಿಶ್ವಯೋನಿಃ ಶುಚಿಶ್ರವಾಃ |
 ಅಮೃತಃ ಶಾಶ್ವತಃ ಸ್ಥಾಣುರ್ ವರಾರೋಹೋ ಮಹಾತಪಾಃ ||ಸ್ವಾಹಾ||
 ಸರ್ವಗಃ ಸರ್ವವಿದ್ಭಾನುರ್ ವಿಷ್ವಕ್ಸೇನೋ ಜನಾರ್ದನಃ |
 ವೇದೋ ವೇದವಿದವ್ಯಂಗೋ ವೇದಾಂಗೋ ವೇದವಿತ್ಕವಿಃ ||ಸ್ವಾಹಾ||
 ಲೋಕಾಧ್ಯಕ್ಷಃ ಸುರಾಧ್ಯಕ್ಷೋ ಧರ್ಮಾಧ್ಯಕ್ಷಃ ಕೃತಾಕೃತಃ |
 ಚತುರಾತ್ಮಾ ಚತುರ್ವ್ಯೂಹಃ ಚತುರ್ಧಂಷ್ಟಶ್ಚತುರ್ಭುಜಃ ||ಸ್ವಾಹಾ||
 ಭ್ರಾಜಿಷ್ಣುಭೋಜನಂ ಭೋಕ್ತಾ ಸಹಿಷ್ಣುಜಗದಾದಿಜಃ |
 ಅನಘೋ ವಿಜಯೋ ಜೇತಾ ವಿಶ್ವಯೋನಿಃ ಪುನರ್ವಸುಃ ||ಸ್ವಾಹಾ||
 ಉಪೇಂದ್ರೋ ವಾಮನಃ ಪ್ರಾಂಶುರಮೋಘಃ ಶುಚಿರೂರ್ಜಿತಃ |
 ಅತೀಂದ್ರಃ ಸಂಗ್ರಹಸ್ಸರ್ಗೋ ದೃತಾತ್ಮಾ ನಿಯಮೋ ಯಮಃ ||ಸ್ವಾಹಾ||
 ವೇದೋ ವೈದ್ಯಃ ಸದಾಯೋಗೀ ವೀರಹಾ ಮಾಧವೋ ಮಧುಃ |
 ಅತೀಂದ್ರಿಯೋ ಮಹಾಮಾಯೋ ಮಹೋತ್ಸಾಹೋ ಮಹಾಬಲಃ ||ಸ್ವಾಹಾ||
 ಮಹಾಬುದ್ಧಿರ್ಮಹಾವೀರ್ಯೋ ಮಹಾಶಕ್ತಿ ಮರ್ಹಾದ್ಯುತಿಃ |

ಅನಿರ್ದೇಶ್ಯವಪುಃ ಶ್ರೀಮಾನ್ ಅಮೇಯಾತ್ಮಾ ಮಹಾದ್ರಿಧ್ಯಕ್ ||ಸ್ವಾಹಾ||
 ಮಹೇಷ್ಟ್ವಾಸೋ ಮಹೀಭರ್ತಾ ಶ್ರೀನಿವಾಸಃ ಸತಾಂ ಗತಿಃ |
 ಅನಿರುದ್ಧಃ ಸುರಾನಂದೋ ಗೋವಿಂದೋ ಗೋವಿದಾಂ ಪತಿಃ ||ಸ್ವಾಹಾ||
 ಮರೀಚಿದರ್ಶಮನೋ ಹಂಸಃ ಸುಪರ್ಣೋ ಭುಜಗೋತ್ತಮಃ |
 ಹಿರಣ್ಯನಾಭಃ ಸುತಪಾಃ ಪದ್ಮನಾಭಃ ಪ್ರಜಾಪತಿಃ ||ಸ್ವಾಹಾ||
 ಅಮೃತ್ಯುಃ ಸರ್ವದೃಕ್ಸಿಂಹಃ ಸಂಧಾತಾ ಸಂಧಿಮಾನ್ ಸ್ಥಿರಃ |
 ಅಜೋ ದುರ್ಮರ್ಷಣಃ ಶಾಸ್ತಾ ವಿಶ್ವತಾತ್ಮಾ ಸುರಾರಿಹಾ ||ಸ್ವಾಹಾ||
 ಗುರುಗುರುತಮೋ ಧಾಮ ಸತ್ಯ ಸ್ತತ್ಯಪರಾಕ್ರಮಃ |
 ನಿಮಿಷೋಽನಿಮಿಷಃ ಸ್ವಗ್ವೀ ವಾಚಸ್ಪತಿ ರುದಾರಧೀಃ ||ಸ್ವಾಹಾ||
 ಅಗ್ರಣೀರ್ ಗ್ರಾಮಣೀಃ ಶ್ರೀಮಾನ್ ನ್ಯಾಯೋ ನೇತಾ ಸಮೀರಣಃ |
 ಸಹಸ್ರಮೂರ್ಧಾ ವಿಶ್ವಾತ್ಮಾ ಸಹಸ್ರಾಕ್ಷಃ ಸಹಸ್ರಪಾತ್ ||ಸ್ವಾಹಾ||
 ಆವರ್ತನೋ ನಿವೃತ್ತಾತ್ಮಾ ಸಂವೃತಃ ಸಂಪ್ರಮದನಃ |
 ಅಹಸ್ಸಂವರ್ತಕೋ ವಹ್ನಿ ರನಿಲೋ ಧರಣೀಧರಃ ||ಸ್ವಾಹಾ||
 ಸುಪ್ರಸಾದಃ ಪ್ರಸನ್ನಾತ್ಮಾ ವಿಶ್ವಸೃಷ್ಟಿಶ್ಚಭುಗ್ವಿಭುಃ |
 ಸತ್ಕರ್ತಾ ಸತ್ಕೃತಸ್ಸಾಧುಃ ಜಹ್ನು ನಾರಾಯಣೋ ನರಃ ||ಸ್ವಾಹಾ||
 ಅಸಂಖ್ಯೋಯೋಽಪ್ರಮೇಯಾತ್ಮಾ ವಿಶಿಷ್ಟಃ ಶಿಷ್ಟಕೃಚ್ಛುಚಿಃ |
 ಸಿದ್ಧಾರ್ಥಃ ಸಿದ್ಧಸಂಕಲ್ಪಃ ಸಿದ್ಧಿದಸ್ಸಿದ್ಧಿಸಾಧನಃ ||ಸ್ವಾಹಾ||
 ವೃಷಾಹಿ ವೃಷಭೋ ವಿಷ್ಣುಃ ವೃಷಪರ್ವಾ ವೃಷೋದರಃ |
 ವರ್ಧನೋ ವರ್ಧಮಾನಶ್ಚ ವಿವಿಕ್ತಃ ಶ್ರುತಿಸಾಗರಃ ||ಸ್ವಾಹಾ||
 ಸುಭುಜೋ ದುರ್ಧರೋ ವಾಗ್ಮೀ ಮಹೇಂಧ್ರೋ ವಸುದೋ ವಸುಃ |
 ನೈಕರೂಪೋ ಬೃಹದ್ರೂಪಃ ಶಿಪಿವಿಷ್ಟಃ ಪ್ರಕಾಶನಃ ||ಸ್ವಾಹಾ||
 ಓಜಸ್ತೇಜೋದ್ಯುತಿಧರಃ ಪ್ರಕಾಶಾತ್ಮಾ ಪ್ರತಾಪನಃ |
 ಋದ್ಧಃ ಸ್ಪಷ್ಟಾಕ್ಷರೋ ಮಂತ್ರಶ್ಚಂದ್ರಾಂಶುರ್ಭಾಸ್ಕರದ್ಯುತಿಃ ||ಸ್ವಾಹಾ||
 ಅಮೃತಾಂಶೂದ್ಭವೋ ಭಾನುಃ ಶಶಬಿಂದು ಸ್ಸುರೇಶ್ವರಃ |
 ಔಷಧಂ ಜಗತಃ ಸೇತುಃ ಸತ್ಯಧರ್ಮಪರಾಕ್ರಮಃ ||ಸ್ವಾಹಾ||
 ಭೂತಭವ್ಯಭವನ್ನಾಥಃ ಪವನಃ ಪಾವನೋಽನಲಃ |
 ಕಾಮಹಾ ಕಾಮಕೃತ್ಕಾಂತಃ ಕಾಮಃ ಕಾಮಪ್ರದಃ ಪ್ರಭುಃ ||ಸ್ವಾಹಾ||
 ಯುಗಾದಿಕ್ಯದ್ಯುಗಾವರ್ತೋ ನೈಕಮಾಯೋ ಮಹಾಶನಃ |
 ಅದೃಶ್ಯೋ ವ್ಯಕ್ತರೂಪಶ್ಚ ಸಹಸ್ರಜಿದನಂತಜಿತ್ ||ಸ್ವಾಹಾ||

ಇಷ್ಟೋಽವಿಶಿಷ್ಟಃ ಶಿಷ್ಟೇಷ್ಟಃ ಶಿಖಂಡೀ ನಹುಷೋ ವೃಶಃ |
 ಕ್ರೋಧಹಾ ಕ್ರೋಧಕೃತ್ಯತಾಃ ವಿಶ್ವಬಾಹು ಮಹೀಧರಃ ||ಸ್ವಾಹಾ||
 ಅಚ್ಯುತಃ ಪ್ರಥಿತಃ ಪ್ರಾಣಃ ಪ್ರಾಣದೋ ವಾಸವಾನುಜಃ |
 ಅಪಾಂ ನಿಧಿ ರಧಿಷ್ಠಾನ ಮಪ್ರಮತ್ತಃ ಪ್ರತಿಷ್ಠಿತಃ ||ಸ್ವಾಹಾ||
 ಸ್ಕಂದಃ ಸ್ಕಂದಧರೋ ಧುರ್ಯೋ ವರದೋ ವಾಯುವಾಹನಃ |
 ವಾಸುದೇವೋ ಬೃಹದ್ಭಾನುರಾದಿದೇವಃ ಪುರಂದರಃ ||ಸ್ವಾಹಾ||
 ಅಶೋಕಸ್ತಾರಣಸ್ತಾರಃ ಶೂರಃ ಶೌರಿರ್ಜನೇಶ್ವರಃ |
 ಅನುಕೂಲಃ ಶತಾವರ್ತಃ ಪದ್ಮೀ ಪದ್ಮನಿಭೇಕ್ಷಣಃ ||ಸ್ವಾಹಾ||
 ಪದ್ಮನಾಭೋಽರವಿಂದಾಕ್ಷಃ ಪದ್ಮಗರ್ಭಃ ಶರೀರಭೃತ್ |
 ಮಹರ್ಧಿ ರೃದ್ಧೋ ವೃದ್ಧಾತ್ಮಾ ಮಹಾಕ್ಷೋ ಗರುಡಧ್ವಜಃ ||ಸ್ವಾಹಾ||
 ಅತುಲಃ ಶರಭೋ ಭೀಮಃ ಸಮಯಜ್ಞೋ ಹವಿರ್ಹರಃ |
 ಸರ್ವಲಕ್ಷಣಲಕ್ಷಣೋ ಲಕ್ಷ್ಮೀವಾನ್ ಸಮಿತಿಂಜಯಃ ||ಸ್ವಾಹಾ||
 ವಿಕ್ಷರೋ ರೋಹಿತೋ ಮಾರ್ಗೋ ಹೇತು ದಾರ್ವೋದರ ಸ್ನಹಃ |
 ಮಹೀಧರೋ ಮಹಾಭಾಗೋ ವೇಗವಾನಮಿತಾಶನಃ ||ಸ್ವಾಹಾ||
 ಉದ್ಭವಃ ಕ್ಷೋಭಣೋ ದೇವಃ ಶ್ರೀಗರ್ಭಃ ಪರಮೇಶ್ವರಃ |
 ಕರಣಂ ಕಾರಣಂ ಕರ್ತಾ ವಿಕರ್ತಾ ಗಹನೋ ಗುಹಃ ||ಸ್ವಾಹಾ||
 ವ್ಯವಸಾಯೋ ವ್ಯವಸ್ಥಾನಃ ಸಂಸ್ಥಾನಃ ಸ್ಥಾನದೋ ಧ್ರುವಃ |
 ಪರರ್ಧ್ಧಃ ಪರಮಸ್ಪಷ್ಟಃ ತುಷ್ಟಃ ಪುಷ್ಟಃ ಶುಭೇಕ್ಷಣಃ ||ಸ್ವಾಹಾ||
 ರಾವೋ ವಿರಾವೋ ವಿರಜೋಮಾರ್ಗೋ ನೇಯೋ ನಯೋಽನಯಃ |
 ವೀರಃ ಶಕ್ತಿಮತಾಂ ಶ್ರೇಷ್ಠೋ ಧರ್ಮೋ ಧರ್ಮವಿದುತ್ತಮಃ ||ಸ್ವಾಹಾ||
 ವೈಕುಂಠಃ ಪುರುಷಃ ಪ್ರಾಣಃ ಪ್ರಾಣದಃ ಪ್ರಣವಃ ಪೃಥುಃ |
 ಹಿರಣ್ಯಗರ್ಭಶ್ಚತ್ರಘೋ ವ್ಯಾಪ್ತೋ ವಾಯುರಧೋಕ್ಷಜಃ ||ಸ್ವಾಹಾ||
 ಋತು ಸುದರ್ಶನಃ ಕಾಲಃ ಪರಮೇಷ್ಟೀ ಪರಿಗ್ರಹಃ |
 ಉಗ್ರಃ ಸಂವತ್ಸರೋ ದಕ್ಷೋ ವಿಶ್ರಾವೋ ವಿಶ್ವದಕ್ಷಿಣಃ ||ಸ್ವಾಹಾ||
 ವಿಸ್ತಾರಃ ಸ್ಥಾವರಃ ಸ್ಥಾನುಃ ಪ್ರಮಾಣಂ ಬೀಜಮವ್ಯಯಮ್ |
 ಅರ್ಥೋಽನರ್ಥೋ ಮಹಾಕೋಶೋ ಮಹಾಭೋಗೋ ಮಹಾಧನಃ ||ಸ್ವಾಹಾ||
 ಅನಿರ್ವಿಣ್ಣಃ ಸ್ಥವಿಷ್ಟೋ ಭೂಧರ್ಮಯೂಪೋ ಮಹಾಮುಖಃ |
 ನಕ್ಷತ್ರನೇಮಿ ನಕ್ಷತ್ರೀ ಕ್ಷಮಃ ಕ್ಷಮ ಸ್ನಮೀಹನಃ ||ಸ್ವಾಹಾ||
 ಯಜ್ಞ ಇಜ್ಯೋ ಮಹೇಜ್ಯಶ್ಚ ಕ್ರತುಸ್ಸತ್ರಂ ಸತಾಂ ಗತಿಃ |

ಸರ್ವದರ್ಶಿ ನಿವೃತ್ತಾತ್ಮಾ ಸರ್ವಜ್ಞೋ ಜ್ಞಾನಮುತ್ತಮಮ್ ||ಸ್ವಾಹಾ||
 ಸುವ್ರತಃ ಸುಮುಖಃ ಸೂಕ್ಷ್ಮಃ ಸುಘೋಷಃ ಸುಖದಃ ಸುಹೃತ್ |
 ಮನೋಹರೋ ಜಿತಕ್ರೋಧೋ ವೀರಬಾಹುವಿದಾರಣಃ ||ಸ್ವಾಹಾ||
 ಸ್ವಾಪನಃ ಸ್ವವಶೋ ವ್ಯಾಪೀ ನೈಕಾತ್ಮಾ ನೈಕಕರ್ಮಕೃತ್ |
 ವತ್ಸರೋ ವತ್ಸಲೋ ವತ್ಸೀ ರತ್ನಗರ್ಭೋ ಧನೇಶ್ವರಃ ||ಸ್ವಾಹಾ||
 ಧರ್ಮಗುಬ್ಧರ್ಮಕೃದ್ಧರ್ಮೀ ಸದಸತ್ಕ್ಷರಮಕ್ಷರಮ್ |
 ಅವಿಜ್ಞಾತಾ ಸಹಸ್ರಾಂಶುಃ ವಿಧಾತಾ ಕೃತಲಕ್ಷಣಃ ||ಸ್ವಾಹಾ||
 ಗಭಸ್ತಿನೇಮಿಃ ಸತ್ತ್ವಸ್ಥಃ ಸಿಂಹೋ ಭೂತಮಹೇಶ್ವರಃ |
 ಆದಿದೇವೋ ಮಹಾದೇವೋ ದೇವೇಶೋ ದೇವಭೃದ್ಗುರುಃ ||ಸ್ವಾಹಾ||
 ಉತ್ತರೋ ಗೋಪತಿಗೋಪ್ತಾ ಜ್ಞಾನಗಮ್ಯಃ ಪುರಾತನಃ |
 ಶರೀರಭೂತಭೃತ್ ಭೋಕ್ತಾ ಕಪೀಂದ್ರೋ ಭೂರಿದಕ್ಷಿಣಃ ||ಸ್ವಾಹಾ||
 ಸೋಮಪೋಷ್ಯತಪಃ ಸೋಮಃ ಪುರುಜಿತ್ ಪುರುಸತ್ತಮಃ |
 ವಿನಯೋ ಜಯಃ ಸತ್ಯಸಂಧೋ ದಾಶಾರ್ಹಃ ಸಾತ್ವತಾಂ ಪತಿಃ ||ಸ್ವಾಹಾ||
 ಜೀವೋ ವಿನಯಿತಾ ಸಾಕ್ಷೀ ಮುಕುಂದೋಽಮಿತವಿಕ್ರಮಃ |
 ಅಂಭೋನಿಧಿ ರನಂತಾತ್ಮಾ ಮಹೋದಧಿಶಯೋಽಂತಕಃ ||ಸ್ವಾಹಾ||
 ಅಜೋ ಮಹಾರ್ಹಃ ಸ್ವಾಭಾವ್ಯೋ ಜಿತಾಮಿತ್ರಃ ಪ್ರಮೋದನಃ |
 ಆನಂದೋ ನಂದನೋ ನಂದಃ ಸತ್ಯಧರ್ಮಾ ತ್ರಿವಿಕ್ರಮಃ ||ಸ್ವಾಹಾ||
 ಮಹರ್ಷಿಃ ಕಪಿಲಾಚಾರ್ಯಃ ಕೃತಜ್ಞೋ ಮೇದಿನೀಪತಿಃ |
 ತ್ರಿಪದಸ್ತ್ರಿದಶಾಧ್ಯಕ್ಷೋ ಮಹಾಶೃಂಗಃ ಕೃತಾನ್ತಕೃತ್ ||ಸ್ವಾಹಾ||
 ಮಹಾವರಾಹೋ ಗೋವಿಂದಃ ಸುಷೇಣಃ ಕನಕಾಂಗದೀ |
 ಗುಹ್ಯೋ ಗಭೀರೋ ಗಹನೋ ಗುಪ್ತ ಶ್ಚಕ್ರಗದಾಧರಃ ||ಸ್ವಾಹಾ||
 ವೇಧಾಃ ಸ್ವಾಂಗೋಽಜಿತಃ ಕೃಷ್ಣೋ ದೃಢಃ ಸಂಕರ್ಷಣೋಽಚ್ಯುತಃ |
 ವರುಣೋ ವಾರುಣೋ ವೃಕ್ಷಃ ಪುಷ್ಕರಾಕ್ಷೋ ಮಹಾಮನಾಃ ||ಸ್ವಾಹಾ||
 ಭಗವಾನ್ ಭಗಹಾಽನಂದೀ ವನಮಾಲೀ ಹಲಾಯುಧಃ |
 ಆದಿತ್ಯೋ ಜ್ಯೋತಿರಾದಿತ್ಯಃ ಸಹಿಷ್ಣು ಗಣತಿಸತ್ತಮಃ ||ಸ್ವಾಹಾ||
 ಸುಧನ್ವಾ ಖಂಡಪರಶುಃ ದಾರುಣೋ ದ್ರವಿಣಪ್ರದಃ |
 ದಿವಿಸ್ಪೃಕ್ ಸರ್ವದೃಗ್ ವ್ಯಾಸೋ ವಾಚಸ್ಪತಿ ರಯೋನಿಜಃ ||ಸ್ವಾಹಾ||
 ತ್ರಿಸಾಮಾ ಸಾಮಗಃ ಸಾಮ ನಿರ್ವಾಣಂ ಭೇಷಜಂ ಭಿಷಕ್ |
 ಸನ್ಯಾಸಕೃಚ್ಛಮಃ ಶಾಂತೋ ನಿಷ್ಠಾ ಶಾಂತಿಃ ಪರಾಯಣಂ ||ಸ್ವಾಹಾ||

ಶುಭಾಂಗಃ ಶಾಂತಿದಃ ಸ್ರಷ್ಟಾ ಕುಮುದಃ ಕುವಲೇಶಯಃ |
 ಗೋಹಿತೋ ಗೋಪತಿಗೋಪ್ತಾ ವೃಷಭಾಕ್ಷೋ ವೃಷಪ್ರಿಯಃ ||ಸ್ವಾಹಾ||
 ಅನಿವರ್ತೀ ನಿವೃತ್ತಾತ್ಮಾ ಸಂಕ್ಷೇಪ್ತಾ ಕ್ಷೇಮಕೃಚ್ಛಿವಃ |
 ಶ್ರೀವತ್ಸವಕ್ಶಾಃ ಶ್ರೀವಾಸಃ ಶ್ರೀಪತಿಃ ಶ್ರೀಮತಾಂ ವರಃ ||ಸ್ವಾಹಾ||
 ಶ್ರೀದಃ ಶ್ರೀಶಃ ಶ್ರೀನಿವಾಸಃ ಶ್ರೀನಿಧಿಃ ಶ್ರೀವಿಭಾವನಃ |
 ಶ್ರೀಧರಃ ಶ್ರೀಕರಃ ಶ್ರೇಯಃ ಶ್ರೀಮಾನ್ ಲೋಕತ್ರಯಾಶ್ರಯಃ ||ಸ್ವಾಹಾ||
 ಸ್ವಕ್ಷಃ ಸ್ವಂಗಃ ಶತಾನಂದೋ ನಂದಿ ಜ್ಯೋತಿರ್ಗಣೇಶ್ವರಃ |
 ವಿಜಿತಾತ್ಮಾ ವಿಧೇಯಾತ್ಮಾ ಸತ್ಕೀರ್ತಿ ಲ್ಲಿನ್ನಸಂಶಯಃ ||ಸ್ವಾಹಾ||
 ಉದೀರ್ಣಃ ಸರ್ವತಶ್ಚಕ್ಷು ರನೀಶಃ ಶಾಶ್ವತಸ್ಥಿರಃ |
 ಭೂಶಯೋ ಭೂಷಣೋ ಭೂತಿರಶೋಕಃ ಶೋಕನಾಶನಃ ||ಸ್ವಾಹಾ||
 ಅರ್ಚಿಷ್ಮಾನರ್ಚಿತಃ ಕುಂಭೋ ವಿಶುದ್ಧಾತ್ಮಾ ವಿಶೋಧನಃ |
 ಅನಿರುದ್ಧೋಽಪ್ರತಿರಥಃ ಪ್ರದ್ಯುಮ್ನೋಽಮಿತವಿಕ್ರಮಃ ||ಸ್ವಾಹಾ||
 ಕಾಲನೇಮಿನಿಹಾ ವೀರಃ ಶೂರಃ ಶೂರಜನೇಶ್ವರಃ |
 ತ್ರಿಲೋಕಾತ್ಮಾ ತ್ರಿಲೋಕೇಶಃ ಕೇಶವಃ ಕೇಶಿಹಾ ಹರಿಃ ||ಸ್ವಾಹಾ||
 ಕಾಮದೇವಃ ಕಾಮಪಾಲಃ ಕಾಮೀ ಕಾಂತಃ ಕೃತಾಗಮಃ |
 ಅನಿದೇಶ್ಯವಪು ವೀರ್ಷ್ಣುಃ ವೀರೋಽನಂತೋ ಧನಂಜಯಃ ||ಸ್ವಾಹಾ||
 ಬ್ರಹ್ಮಣ್ಯೋ ಬ್ರಹ್ಮಕೃತ್ ಬ್ರಹ್ಮಾ ಬ್ರಹ್ಮ ಬ್ರಹ್ಮವಿವರ್ಧನಃ |
 ಬ್ರಹ್ಮವಿತ್ ಬ್ರಾಹ್ಮಣೋ ಬ್ರಹ್ಮೀ ಬ್ರಹ್ಮಚ್ಛೋ ಬ್ರಾಹ್ಮಣಪ್ರಿಯಃ ||ಸ್ವಾಹಾ||
 ಮಹಾಕ್ರಮೋ ಮಹಾಕರ್ಮಾ ಮಹಾತೇಜಾ ಮಹೋರಗಃ |
 ಮಹಾಕ್ರತು ಮರ್ಹಾಯಜ್ವಾ ಮಹಾಯಜ್ಞೋ ಮಹಾಹವಿಃ ||ಸ್ವಾಹಾ||
 ಸ್ತವ್ಯಃ ಸ್ತವಪ್ರಿಯಃ ಸ್ತೋತ್ರಂ ಸ್ತುತಿಃ ಸ್ತೋತ್ರಾ ರಣಪ್ರಿಯಃ |
 ಪೂರ್ಣಃ ಪೂರಯಿತಾ ಪುಣ್ಯಃ ಪುಣ್ಯಕೀರ್ತಿ ರನಾಮಯಃ ||ಸ್ವಾಹಾ||
 ಮನೋಜವಸ್ತ್ರೀರ್ಥಕರೋ ವಸುರೇತಾ ವಸುಪ್ರದಃ |
 ವಸುಪ್ರದೋ ವಾಸುದೇವೋ ವಸುರ್ವಸುಮನಾ ಹವಿಃ ||ಸ್ವಾಹಾ||
 ಸದ್ಗತಿಃ ಸತ್ಕೃತಿಃ ಸತ್ತಾ ಸದ್ಭೂತಿಃ ಸತ್ಪರಾಯಣಃ |
 ಶೂರಸೇನೋ ಯದುಶ್ರೇಷ್ಠಃ ಸನ್ನಿವಾಸಃ ಸುಯಾಮುನಃ ||ಸ್ವಾಹಾ||
 ಭೂತಾವಾಸೋ ವಾಸುದೇವಃ ಸರ್ವಾಸುನಿಲಯೋಽನಲಃ |
 ದರ್ಪಹಾ ದರ್ಪದೋಽ ದೃಪ್ತೋ ದುರ್ಧರೋಽಥಾಪರಾಜಿತಃ ||ಸ್ವಾಹಾ||
 ವಿಶ್ವಮೂರ್ತಿರ್ಮಹಾಮೂರ್ತಿರ್ ದೀಪ್ತಮೂರ್ತಿರಮೂರ್ತಿಮಾನ್ |

ಅನೇಕಮೂರ್ತಿರವ್ಯಕ್ತಃ ಶತಮೂರ್ತಿಶೃತಾನನಃ ||ಸ್ವಾಹಾ||
 ಏಕೋ ನೈಕಃ ಸ ವಃ ಕಃ ಕಿಂ ಯತ್ತತ್ಪದ ಮನುತ್ತಮಮ್ |
 ಲೋಕಬಂಧು ಲೋಕನಾಥೋ ಮಾಧವೋ ಭಕ್ತವತ್ಸಲಃ ||ಸ್ವಾಹಾ||
 ಸುವರ್ಣವರ್ಣೋ ಹೇಮಾಂಗೋ ವರಾಂಗ ಶ್ಚಂದನಾಂಗದೀ |
 ವೀರಹಾ ವಿಷಮಃ ಶೂನ್ಯೋ ಘೃತಾಶೀ ರಚಲಶ್ಚಲಃ ||ಸ್ವಾಹಾ||
 ಅಮಾನೀ ಮಾನದೋ ಮಾನ್ಯೋ ಲೋಕಸ್ವಾಮೀ ತ್ರಿಲೋಕಧೃತ್ |
 ಸುಮೇಧಾ ಮೇಧಜೋ ಧನ್ಯಃ ಸತ್ಯಮೇಧಾ ಧರಾಧರಃ ||ಸ್ವಾಹಾ||
 ತೇಜೋವೃಷೋ ದ್ಯುತಿಧರಃ ಸರ್ವಶಸ್ತ್ರಭೃತಾಂ ವರಃ |
 ಪ್ರಗ್ರಹೋ ನಿಗ್ರಹೋ ವ್ಯಗ್ರೋ ನೈಕಶೃಂಗೋ ಗದಾಗ್ರಜಃ ||ಸ್ವಾಹಾ||
 ಚತುರ್ಮೂರ್ತಿಶ್ಚತುರ್ಬಾಹುಃ ಚತುರ್ವ್ಯೂಹಶ್ಚತುರ್ಗತಿಃ |
 ಚತುರಾತ್ಮಾ ಚತುರ್ಭಾವಃ ಚತುರ್ವೇದವಿದೇಕಪಾತ್ ||ಸ್ವಾಹಾ||
 ಸಮಾವರ್ತೋಽನಿವೃತ್ತಾತ್ಮಾ ದುರ್ಜಯೋ ದುರತಿಕ್ರಮಃ |
 ದುರ್ಲಭೋ ದುರ್ಗಮೋ ದುರ್ಗೋ ದುರಾವಾಸೋ ದುರಾರಿಹಾ ||ಸ್ವಾಹಾ||
 ಶುಭಾಂಗೋ ಲೋಕಸಾರಂಗಃ ಸುತಂತುಸ್ತಂತುವರ್ಧನಃ |
 ಇಂದ್ರಕರ್ಮಾ ಮಹಾಕರ್ಮಾ ಕೃತಾಕರ್ಮಾ ಕೃತಾಗಮಃ ||ಸ್ವಾಹಾ||
 ಉದ್ಭವಃ ಸುಂದರಃ ಸುಂದೋ ರತ್ನನಾಭಃ ಸುಲೋಚನಃ |
 ಅಕೋರ ವಾಜಸನಃ ಶೃಂಗೀ ಜಯಂತಃ ಸರ್ವವಿಜ್ಞಯೀ ||ಸ್ವಾಹಾ||
 ಸುವರ್ಣಬಿಂದು ರಕ್ಷೋಭ್ಯಃ ಸರ್ವವಾಗೀಶ್ವರೇಶ್ವರಃ |
 ಮಹಾಪ್ರದೋ ಮಹಾಗರ್ತೋ ಮಹಾಭೂತೋ ಮಹಾನಿಧಿಃ ||ಸ್ವಾಹಾ||
 ಕುಮುದಃ ಕುಂದರಃ ಕುಂದಃ ಪರ್ಜನ್ಯಃ ಪಾವನೋಽನಿಲಃ |
 ಅಮೃತಾಶೋಽಮೃತವಪುಃ ಸರ್ವಜ್ಞಃ ಸರ್ವತೋಮುಖಃ ||ಸ್ವಾಹಾ||
 ಸುಲಭಃ ಸುವ್ರತಃ ಸಿದ್ಧಃ ಶತ್ರುಚಿತ್ ಶತ್ರುತಾಪನಃ |
 ನೃಗ್ರೋಧೋಽದುಂಬರೋಽಶ್ವತ್ಥಃ ಚಾಣೂರಾಂಧ್ರನಿಷೂದನಃ ||ಸ್ವಾಹಾ||
 ಸಹಸ್ರಾರ್ಚಿಃ ಸಪ್ತಜಿಹ್ವಃ ಸಪ್ತೈಧಾಃ ಸಪ್ತವಾಹನಃ |
 ಅಮೂರ್ತಿ ರನಘೋಽಚಿಂತ್ಯೋ ಭಯಕೃದ್ಭಯನಾಶನಃ ||ಸ್ವಾಹಾ||
 ಅಣುಬೃಹತ್ ಕೃಶಃ ಸ್ಥೂಲೋ ಗುಣಭೃನ್ನಿಗುಣೋ ಮಹಾನ್ |
 ಅಧೃತಃ ಸ್ವಧೃತಃ ಸ್ವಾಸ್ಥ್ಯಃ ಪ್ರಾಗ್ವಂಶೋ ವಂಶವರ್ಧನಃ |
 ಭಾರಭೃತ್ಕಥಿತೋ ಯೋಗೀ ಯೋಗೀಶಃ ಸರ್ವಕಾಮದಃ |
 ಆಶ್ರಮಃ ಶ್ರಮಣಃ ಕ್ಷಾಮಃ ಸುಪರ್ಣೋ ವಾಯುವಾಹನಃ ||ಸ್ವಾಹಾ||

ಧನುರ್ಧರೋ ಧನುರ್ವೇದೋ ದಂಡೋ ದಮಯುತಾ ದಮಃ |
 ಅಪರಾಜಿತಃ ಸರ್ವಸಹೋ ನಿಯಂತಾ ನಿಯಮೋ ಯಮಃ ||ಸ್ವಾಹಾ||
 ಸತ್ತ್ವವಾನ್ ಸಾತ್ತ್ವಿಕಃ ಸತ್ಯಃ ಸತ್ಯಧರ್ಮಪರಾಯಣಃ |
 ಅಭಿಪ್ರಾಯಃ ಪ್ರಿಯಾಹೋರ್ದಹಃ ಪ್ರಿಯಕೃತ್ ಪ್ರೀತಿವರ್ಧನಃ ||ಸ್ವಾಹಾ||
 ವಿಹಾಯಸಗತಿಜ್ಯೋತಿಃ ಸುರುಚಿರ್ ಹುತಭುಗ್ವಿಭುಃ |
 ರವಿವಿರೋಚನಃ ಸೂರ್ಯಃ ಸವಿತಾ ರವಿಲೋಚನಃ ||ಸ್ವಾಹಾ||
 ಅನಂತೋ ಹುತಭುಕ್ ಭೋಕ್ತಾ ಸುಖದೋ ನೈಕದೋಽಗ್ರಜಃ |
 ಅನಿವಿಣ್ಣಃ ಸದಾಮರ್ಷಿ ಲೋಕಾಧಿಷ್ಠಾನಮದ್ಭುತಃ ||ಸ್ವಾಹಾ||
 ಸನಾತ್ ಸನಾತನತಮಃ ಕಪಿಲಃ ಕಪಿರವ್ಯಯಃ |
 ಸ್ವಸ್ತಿದಃ ಸ್ವಸ್ತಿಕೃತ್ ಸ್ವಸ್ತಿ ಸ್ವಸ್ತಿಭುಕ್ ಸ್ವಸ್ತಿದಕ್ಷಿಣಃ ||ಸ್ವಾಹಾ||
 ಅರೌದ್ರಃ ಕುಂಡಲೀ ಚಕ್ರೀ ವಿಕ್ರಮ್ಯೂರ್ಜಿತಶಾಸನಃ |
 ಶಬ್ದಾತಿಗಃ ಶಬ್ದಸಹಃ ಶಿಶಿರಃ ಶರ್ವರೀಕರಃ ||ಸ್ವಾಹಾ||
 ಅಕ್ರೂರಃ ಪೇಶಲೋ ದಕ್ಷೋ ದಕ್ಷಿಣಃ ಕ್ಷಮಿಣಾಂ ವರಃ |
 ವಿದ್ವತ್ತಮೋ ವೀತಭಯಃ ಪುಣ್ಯಶ್ರವಣಕೀರ್ತನಃ ||ಸ್ವಾಹಾ||
 ಉತ್ತಾರಣೋ ದುಷ್ಕೃತಿಹಾ ಪುಣ್ಯೋ ದುಸ್ವಪ್ನನಾಶನಃ |
 ವೀರಹಾ ರಕ್ಷಣಃ ಸಂತೋ ಜೀವನಃ ಪರ್ಯವಸ್ಥಿತಃ ||ಸ್ವಾಹಾ||
 ಅನಂತರೂಪೋಽನಂತಶ್ರೀಃ ಚಿತಮನ್ಯುರ್ಭಯಾಪಹಃ |
 ಚತುರಶ್ರೋ ಗಭೀರಾತ್ಮಾ ವಿದಿಶೋ ವ್ಯಾದಿಶೋ ದಿಶಃ ||ಸ್ವಾಹಾ||
 ಅನಾದಿರ್ ಭೂರ್ಭವೋ ಲಕ್ಷ್ಮೀಃ ಸುವೀರೋ ರುಚಿರಾಮ್ಗದಃ |
 ಜನನೋ ಜನಜನ್ಮಾದಿರ್ ಭೀಮೋ ಭೀಮಪರಾಕ್ರಮಃ ||ಸ್ವಾಹಾ||
 ಆಧಾರನಿಲಯೋಽಧಾತಾ ಪುಷ್ಪಹಾಸಃ ಪ್ರಜಾಗರಃ |
 ಊರ್ಧ್ವಗಃ ಸತ್ಪಥಾಚಾರಃ ಪ್ರಾಣದಃ ಪ್ರಣವಃ ಪಣಃ ||ಸ್ವಾಹಾ||
 ಪ್ರಮಾಣಂ ಪ್ರಾಣನಿಲಯಃ ಪ್ರಾಣಧೃತ್ ಪ್ರಾಣಜೀವನಃ |
 ತತ್ತ್ವಂ ತತ್ತ್ವವಿದೇಕಾತ್ಮಾ ಜನ್ಮಮೃತ್ಯುಜರಾತಿಗಃ ||ಸ್ವಾಹಾ||
 ಭೂರ್ಭವಃಸ್ವಸ್ತುರುಸ್ತಾರಃ ಸವಿತಾ ಪ್ರಪಿತಾಮಹಃ |
 ಯಜ್ಞೋ ಯಜ್ಞಪತಿಯೇಜ್ವಾ ಯಜ್ಞಾಂಗೋ ಯಜ್ಞವಾಹನಃ ||ಸ್ವಾಹಾ||
 ಯಜ್ಞಭೃತ್ ಯಜ್ಞಕೃತ್ ಯಜ್ಞೀ ಯಜ್ಞಭುಕ್ ಯಜ್ಞಸಾಧನಃ |
 ಯಜ್ಞಾನ್ತಕೃತ್ ಯಜ್ಞಗುಹ್ಯಮನ್ನಮನ್ನಾದ ಏವ ಚ ||ಸ್ವಾಹಾ||
 ಆತ್ಮಯೋನಿಃ ಸ್ವಯಂಜಾತೋ ವೈಖಾನಸ್ಸಾಮಗಾಯನಃ |

ದೇವಕೀನಂದನಃ ಸ್ರಷ್ಟ್ವಾ ಕ್ಷಿತಿಶಃ ಪಾಪನಾಶನಃ ॥ಸ್ವಾಹಾ॥
ಶಂಖಭೃನ್ನಂದಕೀ ಚಕ್ರೀ ಶಾರ್ಙ್ಗಧನ್ವಾ ಗದಾಧರಃ ।
ರಥಾಂಗಪಾಣಿರಕ್ಷೋಭ್ಯಃ ಸರ್ವಪ್ರಹರಣಾಯುಧಃ ॥ಸ್ವಾಹಾ॥
ವನಮಾಲೀ ಗದೀ ಶಾರ್ಙ್ಗೇ ಶಂಖೀ ಚಕ್ರೀ ಚ ನಂದಕೀ ।
ಶ್ರೀಮಾನ್ನಾರಾಯಣೋ ವಿಷ್ಣುರ್ ವಾಸುದೇವೋಽಭಿರಕ್ಷತು ॥ಸ್ವಾಹಾ॥