

Sri Vishnu Sahasra Naama Homam

Laghu Paddhati (Short Procedure)

By P.V.R. Narasimha Rao (www.VedicAstrologer.org)

Date of current version: 2009 June 11

A Word from the author

My spiritual master Dr Manish Pandit hails from Pune, India and lives in Manchester, UK. The idea of spreading homam in the world was revealed to him in a dream a few years ago. He saw eight elevated beings in a dream. They transported him across blue skies to Chennai, India, where he was shown the big fire that was to be lighted in future. They told him to start the work. They assured him that homam as a spiritual sadhana was very appropriate in Kali yuga. As spiritually inclined people have fewer and fewer hours to spend on spiritual sadhana everyday with the progressing Kali yuga, sadhanas that work fast are more relevant. Homam works much faster than japam and other spiritual sadhanas. They told him that the practice of homam would transform into a movement that would reach across caste, class and race barriers.

Later, when we were performing a Shata Chandi Homam in the first week of March 2006 at the Kalikambal temple in Chennai, he had a darshan of Divine Mother on a Friday and was reassured by Her about the right course of events regarding spreading homam. A Mahaganapathi homam manual was published later and several people are performing it daily or weekly or monthly.

Our goal is to create a community of people who regularly perform a quick homam for the deity that they are attracted to. We intend to make manuals available for simplified homam procedures for several deities.

What is Homam

Homam is a fire ritual of sacrifice. It is also known as homa or havan or yajna (yagya) or yajana. In homam, divine presence is invoked into fire using specific procedures. Then materials are sacrificed into fire, along with sacred chants (mantras). The sacrifices are supposed to reach gods. It is interesting to note that fire ritual is an ancient practice and several religions taught worshipping gods in fire.

Why Homam

Homam is a very powerful tool for spiritual progress. Chanting mantras in front of fire while offering material substances into fire has a great cleansing and calming influence on one's mind and gives great level of mental focus, peace, calmness and bliss. This practice has been extolled in many scriptures such as Yajurveda and Bhagavad Gita. Vedic seers practiced it regularly. Several people are experiencing the benefits of homam even today. The proof of the pudding is

in eating it. If one performs homam regularly for a few months, one will surely see the difference in one's mental state.

Why Vishnu Sahasra Naama Homam

In Hinduism, a special place is given to the Trinity of gods, who control the creation, sustenance and destruction of this universe. While Lord Brahma and Lord Shiva are in charge of creation and destruction respectively, Lord Vishnu sustains the universe. The nine planets which keep track of the karmas (actions) of people and give them karmaphala (equal and opposite reactions at a later point of time to one's actions) are nothing but the nine incarnations of Lord Vishnu, according to Maharshi Parasara who is the father of Maharshi Vyasa.

Vishnu sahasra naama stotram is a compilation of 1,000 names of Vishnu, as taught by Bheeshma to Yudhishtira during the Mahabharata time.

Chanting the 1,000 auspicious names of Vishnu fills one's mind with positive thoughts. One becomes what one thinks of and one becomes more saattwik by thinking of various qualities and attributes of Vishnu. Sanskrita is a powerful language. Even if one does not understand the meaning of what one is chanting, one's mind is sub-consciously affected. If one understands, albeit vaguely, the meaning of the names, it is even better. As Vishnu is the sustainer of this universe, chanting his names can give one material success as well spiritual progress. In Kali yuga, Vishnu sahasra naama stotram is very powerful and removes various obstacles after consistent practice and creates auspicious developments in life.

As mentioned earlier, offering various prayers in fire is far more powerful than just chanting them in front of an idol. Thus, devotees can derive the maximum benefit from Vishnu sahasra naama stotram by using it in a homam.

Practice of this homam on a regular basis removes various obstacles from one's path, gives success, makes one saattwik and gives spiritual purity needed for spiritual progress.

What Homam Does

Hinduism teaches that gods come into fire and receive the prayers of spiritual aspirants. Even when one meditates without an external fire, gods being meditated on come into the internal fire of the aspirant and receive the mantras via that fire. However, the internal fire is quite weaker than an external fire for most people and hence it is beneficial to perform worship using an external fire. That practice eventually strengthens the internal fire also.

We all see and feel our *sthoola sareera* (gross body), which is made up of gross matter. But, we also have a *sookshma sareera* (subtle body) made up of subtle matter. It cannot be perceived by the senses attached to the gross body (eyes, ears, nose *etc*). It contains thousands of *naadis*, which are essentially subtle channels of energy flow. A fire called *bhootaagni* (existential fire) burns in this subtle body. It is the subtle basis of one's entire existence. It manifests in the gross body in the form of various fires. Examples are the "fire" in the stomach that helps one digest the

food eaten and the “fire” in the brain that helps one digest and understand various sense experiences.

This *bhootaagni* is vital to one’s existence. In most people, it is quite weak. Due to impurities and obstructions in the *naadis* of the subtle body, this fire cannot burn strongly to energize the entire existence. When it burns low, the divine presence that can enter it is quite limited in magnitude.

If one overcomes the internal weaknesses such as desire, anger, greed, false prestige, wantonness and jealousy, develops compassion, one-pointed devotion, detachment, and sheds one layer of ego and delusion after another, eventually the impurities in the *naadis* will be cleared and *bhootaagni* will burn strong. However, this is a very difficult and time-consuming process.

One can take advantage of an external fire in that regard. As the deity of homam enters the external fire on a regular basis, the nearby divine presence burns the impurities in the *naadis*, by burning various *karmas* (*actions* from the *past*, which will get corresponding *reactions* in the *future*) in the *kaarana sareera* (causal body). This eventually leads to the strengthening of *bhootaagni*.

After one performs homam for a long enough time, one’s *naadis* are cleared of the obstructions and one’s *bhootaagni* burns brightly. At that juncture, all *sadhanas* performed by one, including regular meditation, become much more effective. If *bhootaagni* can accommodate divine presence to a larger degree, the meditation becomes more effective.

The goal of all spiritual *sadhana*, whether one thinks in those terms or not, is actually to cleanse oneself of all the internal impurities. Various *karmas* from previous lives hang on to the *kaarana sareera* (causal body), making it heavy. These in turn manifest in the *sookshma sareera* (subtle body) as various impurities in various *nadis* (subtle energy channels) that block the free flow of energy. These in turn manifest in the *sthoola sareera* (gross body) as various problems of the body and mind. These also cause dense conditioning of one’s mind to sink one’s consciousness in an ocean of delusion. This conditioning of the consciousness due to previous *karmas* is also known as *maayaa*. When one is sunk in *maayaa*, one is beaten down by the six enemies – *kaama* (desire), *krodha* (anger), *lobha* (greed), *moha* (delusion), *mada* (wantonness) and *maatsarya* (jealousy). As one makes spiritual progress, one’s *karmas* drop off the *kaarana sareera*, the impurities in the *nadis* are cleansed, one’s mental conditioning becomes weaker and one can resist the internal enemies. All these are inter-related and happen simultaneously. When one burns all of one’s major *karmas*, one becomes karmically very light. *Nadis* in the *sookshma sareera* are all clear and energy can freely flow anywhere. One is untouched by the internal enemies then. When one sees *all* as *god*, nothing can make one angry or jealous or deluded. When mental conditioning drops, nothing excites one and nothing saddens one. One stays in a state of bliss always. Despite the changing nature of the external work and appearance, one is in the same state internally.

The goal of all spiritual *sadhana* is to reach that state. Whether through *jnaana* (knowledge and wisdom) or through *bhakti* (devotion and surrender) or both, one has to burn the *karmas* and impurities blocking one from reaching that state. The goal of all *sadhana* is to let ego (the sense

of “I-ness”) go completely and merge (have yoga) with divinity. If a vacuum can be created within oneself, then divine presence can fill the vacuum. As long as one has egotism and various kinds of conditioning (vasanas) of mind, such a vacuum cannot be created. When all those cease and the mental conditioning is weakened, the mind become extremely calm and a vacuum is created within. Then divine presence fills one and the result is indescribable bliss.

Homam facilitates this process quickly by burning various karmas that are creating various layers of conditioning and obstructing spiritual progress.

A lot of Hindu rituals involve invoking divine presence in an idol or a water pot (kalasha) and offering worship to the idol/pot. Unfortunately, we are living in Kali yuga in which the elements of earth, water and air are not pure. If the idol has any impurities on account of the time when it was made, how it was made, the thoughts of the person who made it *etc*, the impurities heavily restrict how much divine presence the idol can accommodate.

The only elements that cannot be polluted are space/ether (aakaasa) and fire (agni). It is very difficult to do spiritual sadhana via the medium of space. So the best medium for sadhana is fire. One of the Sanskrit words for “fire” is “paavaka”, which means “the one that purifies”. Fire is by definition pure and purifies everything that it comes in touch with. The wood or coconut used to sustain fire may have impurities, but fire itself is very pure and accommodates a divine presence of the highest degree. For a ritual using the earth or water elements as the medium to be successful, the sadhaka must be quite pure and the sadhaka’s bhootagni must be reasonably strong. On the other hand, a ritual using the fire element as the medium can be successful irrespective of the stature and purity of the sadhaka. For this reason, homam is the most apt sadhana for most spiritual aspirants in this yuga, especially as the Kali deepens. Unfortunately, many people have unfounded fears of making mistakes and being punished for them and hence do not take advantage of the fantastic practice of homam.

Apart from the personal benefits, there are universal benefits of homam. The offerings in the fire finally reach Sun, who feeds the entire earth. The gross material body of the burnt offerings reaches the gross material body of Sun. The subtle body of the burnt offerings reaches the subtle body of Sun. It is the subtle body of Sun that feeds the subtle bodies of all beings on earth. Thus, feeding it is very important for the smooth running of life on earth. As we enter the Ghora Kali (terrible age of strife and disorderliness) phase, adharma (un-righteous activities) will be on the rise in the world and as such the subtle body of Sun will become weaker. If more and more people perform homam and strengthen the subtle body of Sun, it will balance the adharma and keep the world away from a total collapse.

Common Mis-conceptions

(1) *Misconception*: Homam is very difficult to perform. It is for experts only.

Comment: Not really. Several people who did not know anything about how to do any kind of worship conducted homam by themselves by reading this document. It is a simple practice.

(2) *Misconception*: One must either do a “perfect” homam or not do any homam at all. A perfect homam takes a very long time.

Comment: Though one may eat a sumptuous meal on an important festival day, one does not necessarily get a lot of energy from it. One gets most of one’s energy from the regular dal (lentils) and rice that one eats everyday.

Though there are complicated versions of homam, it is better to do a simple homam on a regular basis than to do a complicated version very rarely. A small half-hour or one-hour homam done on a daily basis is far better for spiritual sadhana than a big annual or half-yearly homam.

(3) *Misconception*: If mistakes happen in a homam, the consequences will be bad.

Comment: If a homam is performed with a saattwik spirit for saattwik purposes, there are no risks.

If you act nice with your parents because you want their money, you have to understand their thinking well, take the advice of people who know them well and act very carefully to get money from them. Mistakes can be costly and spoil your goal.

But, if you act nice with your parents simply because you love them and want to show your love, you do not need to be careful. You just show your love in whatever way you know. There is no need to follow anybody’s advice strictly and there are no risks.

Similarly, you have to be careful if you perform a homam for certain material goals (such as getting money, attracting someone, destroying someone *etc*). If you perform a homam just to show your love to god, cleanse yourself spiritually and make yourself worthy of divine communion, then there are no risks. The procedure taught in this document is based on the teachings of rishis and it is safe for anybody to use. Small mistakes will not result in any punishment.

In fact, it is expected that everybody who uses this document is interested in only the second kind of goal, *i.e.* spiritual cleansing and upliftment.

(4) *Misconception*: One not initiated by a guru (master) cannot perform homam or recite certain mantras.

Comment: If one receives a mantra or a procedure from the mouth of a master, it is analogous to a millionaire opening a bank account in his son’s name with a high starting balance. The son is lucky, as he is starting off with a big balance. Similarly, some of the siddhi (attainment) the master has in the mantra or procedure is transferred to the disciple even as (s)he starts out.

If one does *not* receive a mantra or a procedure from the mouth of a master, it is analogous to starting off with a zero bank balance. While it is useful to start off with a positive balance, it is neither necessary nor sufficient. There are sons of millionaires who used up the millions earned by parents and reduced them to zero, while there are some self-made men who made millions

purely with self-effort. Similarly, one taught by the greatest guru can fall while one not taught by a guru can reach the ultimate. While it is desirable to have a guru, it is by no means compulsory.

If one is the kind who needs to have a guru figure behind every mantra or procedure, one can think of the author and/or his spiritual master, Dr Manish Pandit from Pune, India (currently residing in Manchester, UK) as the guru for this homam procedure.

(5) *Misconception*: Those who are not learned in Veda cannot recite Veda mantras and perform homam based on Veda mantras.

Comment: Jnaneshwar was a 12th century master. He was a great Krishna devotee. When he was asked to not recite Veda by a council of erudite scholars, as he was not formally qualified, he replied that every being had a right to recite Veda. When he started reciting, they tried to shut his mouth. Then, a buffalo standing next to him recited Veda! The scholars begged his pardon and corrected their narrow-minded attitude.

Many great souls like him taught that Veda could be recited by anyone. One engaged in *tantric* practices that serve specific purposes and give specific *siddhis* (attainments) need to be afraid of side effects and punishments for mistakes, but mantras from Veda were taught by great rishis for the highest purpose of self-realization. One reciting them need not be afraid of any side effects. Veda mantras are saattwik, self-correcting and ultimately leading to self-realization.

Those who have an affinity to tantric practices should not be discouraged from learning and using them, but those who appreciate the teachings of rishis must be encouraged to recite Veda mantras and perform homam based on Veda mantras. The key is to have an attitude of submission and a desire for nothing other than self-realization and to do homam without any expectations whatsoever. Then there are no risks.

The procedure taught in this document contains just a few Veda mantras, which are not very difficult to pronounce.

(6) *Misconception*: Those who are not born in a Brahmin family cannot perform homam.

Comment: One's varna (caste) is not to be determined solely from the family one is born in. There are examples of men born to parents belonging to various castes performing *tapascharya* and becoming rishis. Maharshi Viswamitra, who taught the Savitru Gayatri mantra, was a kshatriya by birth. Maharshi Valmiki, who taught Brahma Jnana to Maharshi Bharadwaja, was a shoodra by birth.

One who has affinity to knowledge is a Brahmin (scholar). One who has affinity to power and authority is a kshatriya (warrior). One who has affinity to money is a vaisya (trader). One who has affinity to carnal pleasures is a shoodra (worker). If a person born in a Brahmin family is after money, he becomes a vaisya and not a Brahmin. On the other hand, if a person born in a vaisya family desires nothing but knowledge and self-realization, he automatically becomes a Brahmin and very fit to perform homam.

Irrespective of the caste of birth, one who is interested in knowledge (especially knowledge of self) and one whose interest in power, money and pleasures is decaying is fit to perform homam.

(7) *Misconception*: Women cannot perform homam.

Comment: There is a big difference between men and women when it comes to the gross body. But, at the level of subtle body or causal body, there is no difference based on gender. All spiritual practices operate mainly at the subtle and causal level. So, it makes no sense to have a *total* ban on women performing homam.

However, there are some practical reasons behind the biases of tradition. Though there are no differences based on gender in the subtle body, the differences at the gross body level can come into play in the initial stages. Women interested in performing homam may carefully consider the following factors and make their decision.

Any spiritual practice performed well over a period of time eventually results in a Kundalini awakening and rise. Kundalini is nothing but one's self-identification. It is a microcosmic representation of the Divine Mother within oneself. It defines how one identifies oneself. Though everything in the universe is just Brahman, each being forms a separate self-identity and that self-identity is reinforced quite strongly with time. When one identifies completely with the body without any kind of questioning, Kundalini is asleep. As kundalini wakes up and rises, one starts to wonder "who am I" and one's awareness of self becomes more and more refined. As kundalini reaches higher chakras, one realizes one's true nature. When Kundalini reaches Sahasrara chakra, one realizes one's truest nature, *i.e.* one realizes that one is the formless Brahman.

If Kundalini gets stuck at swadhishtana chakra, one's sexual drive increases and one is tested in that matter. In this matter, women and men are very different. This phase can be very difficult for women. This is not to say that this phase is easy for men.

More importantly, some spiritual experiences in a pregnant lady can even kill a fetus, if the soul in it is not spiritually elevated. On the positive side, if an elevated soul is in the fetus at the time of such experiences, a siddha may be born.

There is a negative for every positive and it is a matter of balancing the factors and making an individual decision. Women interested in homam should consider the above factors and decide whether they want to perform homam or not. If any women are interested, they should be encouraged to perform homam.

(8) *Misconception*: Homam is just like meditation. It is not any better. It does not really make any difference.

Comment: The proof of the pudding is in eating it. If one tries performing a homam to the best of one's ability on a daily basis for a few months, one will know what homam can do! After doing homam for several months, one will find that all other sadhanas one does become more effective as a result of homam.

(9) *Misconception*: One should get a priest to do homam and not do it oneself.

Comment: Let us revisit a previous analogy. If one wants to be nice to one's parents to get their money, one may engage someone who will act on one's behalf to get the money of parents. But, if one's sole purpose is to just love one's parents and show that love, it is better to do it directly than to engage other people.

(10) *Misconception*: Before doing homam with any mantra, one must do japam of that mantra by a count that is ten times the homam count. For example, one must do japam by a count of 10,000 before one does homam by a count of 1,000.

Comment: This convention is not without reason. The true meaning of this convention is that homam is ten times more powerful than japam. If one does a mantra 1,000 in a homam, it is *equivalent* to doing the mantra 10,000 in japam. If one wants, one can offer the mantra entirely in external fire and there is no need to do any japam before doing homam.

All thumb rules and conventions have exceptions. If a rishi with a very strong bhootagni does japam, it is equivalent to a homam and the "ten times" rule does not apply. However, for most normal people, homam is ten times more powerful than japam. The bottomline is that the strength and the purity of the medium that accommodates the presence of the deity who receives the mantra will decide the effectiveness of the mantra.

About This Document

This document describes a short procedure for performing Vishnu homam, which takes 30-45 minutes. This document is for those who are interested in performing Vishnu homam by themselves every day or week or month. The procedure taught here is simple enough to do daily and yet retains all the important steps in a full-fledged traditional Vedic homam. Those who want an even simpler procedure with fewer mantras may refer to **Appendix A** for a **super-short procedure** with **bare minimum** mantras.

One should consult one's elders and gurus and decide whether one is allowed to perform a homam or not. If one thinks one is allowed to do homam and is interested in doing homam on a regular basis but does not know how to do it, then one can use this document to learn *one* way to do it. If one's gurus have taught one a different procedure, one may use the procedure taught by one's gurus. This document is for the benefit of those who do *not* know *any* procedure and want to learn *some* procedure to do homam. Those who learnt a slightly different procedure from the previous versions of this document need not worry and either follow what they have already learnt or switch to the procedure in this document.

Excessive Movement of Body and Mind

Some people move a lot when they meditate. As it was mentioned earlier, the goal of all sadhana is to calm the mind down and create a vacuum within oneself, so that the deity of the sadhana can come and occupy the space. One should lose awareness of the body. When meditating, it is a good idea to keep the back straight without making it too tense. It is a good idea to not move. If

it is not possible to stay still for extended periods, one should at least try to stay still over short periods of time. It is also a good idea to close the eyes. One can focus one's mind on either a deity or on the sound of the mantra.

Similarly, when performing homam also, it is a good idea to keep the back straight and minimize the movement, especially of the back. It is ideal if one keeps the back and head erect and manages with a minimal movement of just one arm.

If body is stationary, there is some chance that mind too will become stationary for a while in the middle. That is the goal after all.

Correct Attitude

While it is good to follow the procedure faithfully, it is even more important to surrender oneself to god, leave ego and identify one's self with the deity in the fire when performing the homam. If that is there, all other minor errors will have no negative effect. If that is not there, even an impeccably performed homam will not have any tangible effect. Like mentioned earlier, the goal is to melt ego (I-ness or sense of self) and create a vacuum within oneself, so that the deity can fill it. Complete devotion, single-minded focus on deity/mantra/procedure and minimization of the activity of body and mind can help one achieve that eventually.

If one has an over-active mind, doing pranayama before homam can be useful. The time around sunrise in the morning is a particularly conducive to a pleasant homam.

Materials Needed

Must have

- One homa kundam¹ (a copper container with preferably a square shaped base). If a homa kundam is not available, one can dig a square shaped pit in the ground (with 1-2 foot sides and half to one foot deep) and arrange a few layers of bricks around the pit.
- Dry coconut halves (available in Indian stores) or wood (for burning)
- Ghee (clarified butter) from cow's milk. It is available in Indian stores. If unable to find, just get some butter and melt it in low heat. After it melts, some black stuff will separate from the melted liquid. Filter out the black deposit and use the liquid. It will solidify after a time. Before the homam, melt it again and use it.
- A wooden spoon/ladle to put ghee into the fire
- Some akshatas. Those can be made by mixing raw (uncooked) white (or brown) rice grains with a drop of sesame oil (or some other oil) and a pinch of turmeric powder. Instead of turmeric powder, one can also use vermilion (kumkum) powder used for the dot on the forehead.
- A small lamp, consisting of a wick that can be lit in sesame oil/ghee. A candle can also be used as an alternative, though it is better to burn ghee or sesame oil than wax.

¹ If in India, search for "Havan Kund" on <http://shopping.rediff.com>. If in US, search for "Kund" on <http://indousplaza.com>.

- A match box to light fire
- One tumbler or cup to store water. It should preferably be made of silver or copper or clay. If unavailable, you may use steel or glass.
- One spoon (preferably silver or copper)
- Some water

Optional

- A small idol of Vishnu. If you have none, use a metallic coin or any metallic object. Actually, you can do without any idol and just invoke Vishnu in fire.
- A mixture of various auspicious materials known as the *havan samagri* (available in India stores), if possible.
- Some sandalwood powder, turmeric powder and kumkum (vermilion) powder
- Some flowers or flower petals
- Some sesame seeds, some mamra/murmura (puffed white rice), some nuts, some mildly popped corn and other materials that can be offered in fire. Small fruits are also fine. Honey can also be used. All these are optional. The absolute minimum needed is coconut pieces and ghee.
- Some darbhas (dried blades of sacred grass). Check with a local temple priest to find out how to procure them. If darbhas are unavailable, you may think of creative alternatives. For example, find some other dry grass or dry leaves or just thin twigs and pray to your ishta devata (favorite deity) before the homam to make them acceptable.
- An incense stick (agarbatti) if available and a holder to stick it to (a banana can be used instead)
- Camphor and a container or plate for lighting camphor and offering haarati
- Some food that you can offer to god. Eggs, meat and seafood should not be used in that food. In fact, do not *eat* eggs, meat and seafood on the day of homam. Onion, garlic, strong spices and too much of chillies should also be avoided in the food cooked for God. Fruits are also fine. Just sugar or brown sugar or rock candy sugar or jaggery can be offered to god too. When using sugar, please note that the normal white refined sugar used these days has bone ash in it. Brown sugar, vegetarian sugar or jaggery are to be preferred.
- Some milk, if available.

Preparation Before Homam

- (1) Instead of arranging homa kundam directly on the floor, place a wood plank or something on the floor, wrapped with aluminum foil (or some such thing), and put 4 bricks of the same height on it and place the homa kundam on the bricks. Thus, there is some air and a wooden plank under the homa kundam and the floor does not get heated up.
- (2) If you want easy cleaning, place some aluminum foils on the floor all around the plank containing homa kundam. If ghee or something is spilled in that area, it is easy to clean.
- (3) If you want, you can also cover the interior of homa kundam with some aluminum foils, so that it is easy to clean.
- (4) Make some food items to offer to god. You can just use rock sugar candy or raisins or dates or fruits or jaggery also. Please see the notes in the previous section on this.

- (5) Cook a little plain white rice. I put a few grains of rice and a little water in a small container and put it in microwave oven before my homam and cooked rice is ready at the end when I need it. If this is not possible, take a banana or apple or some other fruit and make it into 6 slices.
- (6) Fill water in the tumbler/cup and place the spoon in it.
- (7) Make a seat for yourself in front of the homa kundam. Ideally you should be facing east, i.e. homa kundam should be on the east from you. On the east of the homa kundam, place a small plate or a wooden plank, make a pile of some rice grains on it and place the idol (or a metal/clay object such as a coin) on it. You can decorate based on your ability and taste. An idol is optional. You can worship Vishnu directly in fire.
- (8) From the middle of the western edge of the homam kundam, draw two parallel red lines with kumkum (vermilion) powder towards your seat. They should go east-west and connect homa kundam to your seat. Melt the ghee and place the bowl containing it on those lines.
- (9) Cut dry coconuts into small pieces. Pieces of 1 inch x 1 inch size are useful.
- (10) *Important:* Do not consume any food within 3-4 hours before the homam (atleast one hour). Evacuate the bowels before homam and take bath. Stomach should be empty during a homam for the best experience.

Homam Procedure

Anujnaa (Permission)

Before starting the homam, think in your mind of Mother Earth who is bearing you, Lord Ganesha who removes obstacles, your ishta devata (favorite deity), your parents, the rishis of your gothra (if you know them), all the rishis and all your gurus. Then say the following, while mentally requesting all the gods to co-operate with your homam.

ഓം ഋദ്ധ്യാസ്തു ഹവൈവൃന്മസോപസദ്യ। മിത്രം ദേവം മിത്രധേയം നോ അസ്തു।
 അന്യരാധാൻ ഹവിഷാ വർധയന്തഃ ശതം ജീവേമ ശരഭഃ സപീരാഃ

If you have a “pavitram” (a ring made of darbha or a special ring made of metal), wear it now. If you don’t have a pavitram, take any ring that you have, pray to your ishta devata and wear it. It should be worn on the right hand ring finger. If you don’t have a ring, don’t worry and move on.

Aachamanam (sipping water to purify)

Take a little water from the tumbler into your right hand with a spoon. Drink the water after saying the first item below. Take more water with the spoon into your hand, say the second item below and drink it. Take more water, say the third item below and drink it. Imagine that Vishnu who is within you is getting that water.

ഓം കേശവായ സ്വാഹാ ഓം നാരായണായ സ്വാഹാ ഓം മാധവായ സ്വാഹാ

Vighneswara Pooja (worshipping the remover of obstacles)

In order to not have any obstacles in the pooja, we have to pray to Ganesha in the beginning. Just read the following verses:

ശുക്ലാംബരധരം വിഷ്ണും ശശിവർണം ചതുർഭുജം പ്രസന്നവദനം ധ്യായേത് സർവ
വിഷ്ണോപശാന്തയേ||
അഗജാനന പദ്മാർകം ഗജാനനമഹർനിശം അനേകദം തം ഭക്താനാം ഏകദംതം
ഉപാസ്മഹേ||
വക്രതുംഡ മഹാകായ കോടിസൂര്യസമപ്രഭ നിരവിഷ്ണു കൂരു മേ ദേവ സർവകാര്യേഷു
സർവദാ||

Pray within your mind to Ganesha to remove obstacles from your homam. If you have time, energy and inclination (or when you are doing a longer version), you can even make a small Ganesha idol with turmeric and water and do shodasopachaara pooja to the idol. But just reading the above verses and praying to Ganesha in mind should suffice for a short homam that is performed on a regular basis.

Praanaayaamam (restraining the life force)

Take some akshatas (see “Materials Needed” for a description of how to make them) in the the left palm, place the left palm on the left lap, hold the nostrils with the right hand and do praanaayaamam. Place the little finger and ring finger on the left nostril and thumb on the right nostril. Close the left nostril, open the right nostril by releasing the thumb and say the Gayatri mantra mentally while gently breathing in through the right nostril (without making any breathing sound). If you don’t know the Gayatri mantra, use one of the following mantras:

ഓം നമോ ഭഗവതേ വാസുദേവായ | ഓം നമശ്ശിവായ | ഓം ഗം ഗണപതയേ നമഃ |

After saying the mantra once, close the right nostril with the thumb and say the mantra once more while retaining the air previously breathed in. Then open the left nostril by relaxing the little and ring fingers and say the mantra for the third time while breathing out through the left nostril. When done, say the mantra once more, while breathing in through the left nostril. Then close the left nostril with little and ring fingers and say the mantra for the fifth time while retaining the air previously breathed in. Then release the thumb and say the mantra for the sixth time while breathing out through the right nostril. While reading the mantra all the six times, contemplate the formless supreme Brahman (supreme soul of the entire universe) that fills each being of this universe and also the air being breathed in and out. If you want, you can imagine a specific form (such as your ishta devata) also and imagine that your ishta devata fills the entire universe. If you want, you can repeat the above sequence as many times as you comfortably can.

Sankalpam (taking the vow)

Now, declare your intention of doing a homam to please Vishnu. Transfer the akshatas to the right hand, place the open left palm (empty) on right lap, place the closed right palm containing akshatas on the left palm. Then say the following, while mentally thinking that you are going to do a homa to the best of your ability, to please Vishnu.

ഓം മഹോപാത്ത സമസ്ത ദുരിതക്ഷയദാരാ ശ്രീ പരമേശ്വര പ്രീത്യർഥം ശ്രീ
മഹാവിഷ്ണു പ്രസാദ സിദ്ധ്യർഥം അദ്യ ശുഭദിനേ ശുഭമുഹൂർത്തേ ശ്രീ മഹാവിഷ്ണു
ഹോമകർമ്മ യഥാശക്തി കരിഷ്യേ

Then leave the akshatas from your hand in front of the homa kundam or the idol and sprinkle a little bit of water on the palms. Now light the ghee/oil lamp.

Kalasa Suddhi (water purification)

When you are doing a long version of the homam, you can establish a kalasam in the northeastern side of the homa kundam and invoke Varuna in it and do shodasopachaara pooja to Varuna and read Punyaaha Vaachanam (Pavamana Sooktam). For a short homam, you can just do the following.

Place a few akshatas and a flower (if available) in the tumbler containing water. If you can, put dhenu mudra (else, don't worry). Say the following syllable 11 times to purify the water.

ഓം

Now read the following and think that auspicious essence of various rivers of the world is entering the water in the tumbler.

ഗംഗേ ച യമുനേ ചൈവ ഗോദാവരി സരസ്വതി ।
നർമ്മദേ സിന്ധു കാവേരി ജലേഽസ്തിന് സന്നിധിം കൂരു ॥
അമൃതം ഭവതു

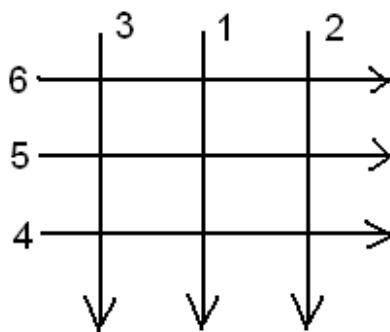
Then take a little water from the tumbler with a flower or flower petal or spoon and sprinkle it on yourself, on homa kundam, on the idol you are going to use and other materials to be used in homam (like fruits, flowers and food).

Take a darbha (see “Materials Needed” for a description) and draw 6 lines with the darbha on the base of the homakundam, in the same order as shown in Figure 1. The direction in which each

line is drawn is indicated by the direction of the arrow in the figure. Say the following six mantras while drawing the six lines (respectively).

ഓം ബ്രഹ്മണേ നമഃ
 ഓം യമായ നമഃ
 ഓം സോമായ നമഃ
 ഓം രുദ്രായ നമഃ
 ഓം വിഷ്ണവേ നമഃ
 ഓം ഇന്ദ്രായ നമഃ

Figure 1



Agni Pratishthaapana (fire installation)

Take a darbha. Place it inside the homa kundam (on the base), with the tip of the darbha facing east and the other end facing west. Take another darbha. Place it inside, with the tip of the darbha facing north and the other end facing south.

Take a piece of camphor, light it from the lamp and place it in the middle of the homa kundam, while saying:

ഓം ഭൃദ്ഭൃവസ്സുവരോമ്

Place one or more dry coconut pieces (or a log/twig/piece of wood) above the burning camphor and make sure that it catches fire. Next pray to the fire god using the following mantra from RigVeda. It requests the fire god to keep an inauspicious form of fire called “kravyaada” and carry the offerings to gods through the auspicious form of fire called “jaatavedas”.

ക്രവ്യാദമഗ്നിം പ്രഹിണോമി ദുരം യമരാജേണാ ഗച്ഛതു രിപ്രവാഹഃ ।
 ഇഹൈവായമിതരോ ജാതവേദാ ദേവേഭ്യോ ഹവ്യം വഹതു പ്രജാനന് ।

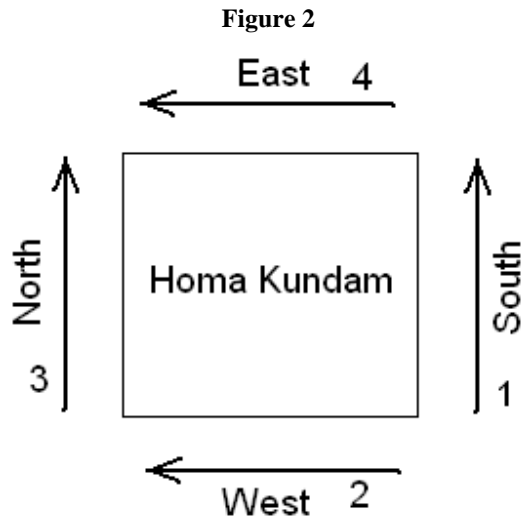
Now we have to do samskara (refinement) to the fire. Pour 8 drops of ghee in the fire while saying the following mantra 8 times.

ഓം ഭൃദ്ഭൃവസ്സുവഃ സ്വാഹാ

Take 2 or more darbhas (or twigs). Place them outside the homa kundam, along the eastern boundary. The tips should be facing north and the other end facing south. Then take another 2 or more darbhas and place them on the southern boundary, with tips facing east and the other end facing west. Then take 2 or more darbhas and place them on the western boundary, with tips facing north. Then take 2 or more darbhas and place them on the northern boundary, with tips facing east. If you do homam on a regular basis, you can leave these darbhas/twigs around the homa kundam there is no need to do this step every time.

Take some water with the spoon and sprinkle it outside the homa kundam, on its four boundaries while reading the following 4 mantras. The order and direction of sprinkling is shown in Figure 2. For example, first sprinkle water from the southwestern corner to the southeastern corner, as shown by the arrow marked “1”. Then follow other arrows marked as 2, 3 and 4.

അദിതേസനുമന്യസഃ । അനുമതേസനുമന്യസഃ । സരസ്യതേസനുമന്യസഃ । ദേവ സവിതഃ
 പ്രസുവഃ ।



Now pray to Agni (fire god) with the following mantra:

ചതാരി ശൃംഗാസ്ത്രയോ അസ്യ പാദാദേ ശരീർഷേ സപ്തഹസ്താസോ അസ്യ ।
 ത്രിയാ ബദ്ധോ വൃഷഭോ രോരവീതി മഹോ ദേവോ മർത്യാഗ്ം ആവിവേശ ।
 ഏഷ ഹി ദേവഃ പ്രദിശോ നു സരാഃ പൂരോ ഹി ജാതഃ സ ഉ ഗർഭേ അന്തഃ ।
 സ വിജായമാനഃ സ ജനിഷ്യമാണഃ പ്രത്യങ്മുഖാസ്തിഷ്ഠതി വിശ്വതോമുഖഃ ।
 പ്രാങ്മുഖോ ദേവഃ ഹേ അഗ്നേ മമാഭിമുഖോ ഭവ

Now think within your mind of Lord Ganesha, your ishta devata (favorite deity), rishis of your gotra (if you know them), all rishis, your gurus, various gods and other beings of this universe.

Dikpaalaka Pooja (worshipping the rulers of directions)

Now, take some akshatas and also some flowers (if available) and offer them to the rulers of directions. Starting with the eastern edge of the homa kundam, go clockwise (i.e. east, southeast, south, southwest etc) and offer akshatas and flowers in the eight directions. You can place them on the edges of the homa kundam. After the eight directions, offerings are made to Brahma (ruler of the upward direction) in the middle of northeast and east and to Sesha (ruler of the downward direction) in the middle of southwest and west.

Then offer akshatas and flowers to Agni in the middle of the homa kundam. Finally, touch your heart and offer respect to the self (soul). For the 8+2+1+1=12 offerings, say the following 12 mantras:

ഓം ഇന്ദ്രായ നമഃ । ഓം അഗ്നയേ നമഃ ഓം യമായ നമഃ ഓം നിര്യതയേ നമഃ ഓം
 വരുണായ നമഃ ഓം വായവേ നമഃ ഓം സോമായ നമഃ ഓം ഇൗശാനായ നമഃ ഓം
 ബ്രഹ്മണേ നമഃ ഓം ശേഷായ നമഃ ഓം അഗ്നയേ നമഃ ഓം ആത്മനേ നമഃ

Poorvaangam (preliminary offerings)

Now hold the wooden spoon/ladle pointing from northwest towards southeast and offer a ghee drop in the fire for Prajapati (progenitor of all beings), with the following mantra.

॥
 ഓം പ്രജാപതയേ സ്വാഹാ പ്രജാപതയ ഇദം ന മമ

Now hold the wooden spoon/ladle pointing from southwest towards northeast and offer a ghee drop in the fire for Indra (ruler of gods), with the following mantra.

॥
 ഓം ഇന്ദ്രായ സ്വാഹാ ഇന്ദ്രായേദം ന മമ

Offer a little ghee to Agni (fire god) in the middle of the fire with the following mantra:

ഓം അഗ്നയേ സ്വാഹാ അഗ്നയ ഇദം ന മമി

Then offer a little ghee to Soma (god of nourishment and well-being) in the upper half of the northern side of the homa kundam with the following mantra:

ഓം സോമായ സ്വാഹാ സോമായേദം ന മമി

Now, we have to offer a “forgiveness offering” to Prajapati again to request his forgiveness for all the mistakes that happened in the homa upto this point, with the following mantra:

ആരംഭപ്രഭൃതി ഏതത്ക്ഷണ പര്യന്തം മധ്യേ സംഭാവിത സമസ്ത ദോഷ
പ്രായശ്ചിത്താർഥം സരാ പ്രായശ്ചിത്തം ഹോഷ്യാമി ഓം ഭൂർഭുവസ്സുവഃ സ്വാഹാ
പ്രജാപതയ ഇദം ന മമി

After making an offering to the basic gods as shown above, one can invoke Ganesha in the fire. After the above preliminary offerings and before invoking Ganesha, one can also make offerings to rishis. One can, for example, make offerings to the rishis of one’s lineage. It is optional.

Quick Homam for Mahaganapathi

Before calling the main deity of homam (Vishnu) into fire, a quick pooja of Mahaganapathi in fire needs to be done for the removal of obstacles. Mahaganapathi can be invoked in fire while chanting the following.

ഓം ഗം ഗണപതയേ നമഃ ഓം ശ്രീ മഹാഗണപതി പ്രാണശങ്കൈത്യ നമഃ അത്ര
ആഗ്ച്ഛാ ആവാഹിതോ ഭവ സമാപിതോ ഭവ സന്നിഹിതോ ഭവ സന്നിരുദ്ധോ ഭവ
അവകുന്ദിതോ ഭവ പ്രസീദ പ്രസീദ

Now, we have to offer worship with several servies to Mahaganapathi in the fire. Say the following and offer sandalwood powder/paste to Mahaganapathi in the fire. You can also offer turmeric powder and kumkum.

ഛം പൃഥിവ്യാമ്മനേ നമഃ ഗംധം സമർപ്പയാമി

Say the following and offer a flower (or a flower petal) to Mahaganapathi in the fire.

ഹം ആകാശാത്മനേ നമഃ പുഷ്പം സമർപ്പയാമി

Say the following and offer dhoopam (incense) to Mahaganapathi in the fire and the idol. Light the tip of the incense stick, let the fire burn brightly and then extinguish the fire. There should be no fire on the stick but smoke coming from the burning tip. Show the smoke to the fire in the homa kundam. You can also offer the incense stick completely into fire.

യം വായാത്മനേ നമഃ ധൂപം ആഘ്രാപയാമി

Say the following and show the deepam (light/lamp) to Mahaganapathi in the fire.

രം അഗ്യാത്മനേ നമഃ ദീപം ദർശയാമി

Say the following and offer some food to Mahaganapathi in the fire. You can use cooked food or a fruit or jaggery or sugar. Show it to the fire and offer a little bit into the fire. If you cooked only one item, keep it for Vishnu and use something else for Mahaganapathi. You can offer just a raisin or a little sugar also.

വം അമൃതാത്മനേ നമഃ നൈവേദ്യം സമർപ്പയാമി

Say the following and offer some akshatas to Mahaganapathi in the fire. This mantra means that we are offering “all services” to Him.

സം സരാത്മനേ നമഃ സരോപചാരാൻ സമർപ്പയാമി

Now say the following offer ghee (or other allowed materials mentioned at the beginning) into fire for Mahaganapathi. Repeat that 4 or 8 or 12 times.

ഓം ഗം ഗണപതയേ നമഃ സ്വാഹാ॥

Praana Pratishtaapanaa (invocation of main deity)

Now we have to invoke the deity in the idol and the fire. If you know how to do anganyaasam and karanyaasam, do it while saying the following. Otherwise, just read the following.

അസ്യ ശ്രീ പ്രാണപ്രതിഷ്ഠാപന മന്ത്രസ്യ ബ്രഹ്മ വിഷ്ണു മഹേശ്വരാ ഋഷയഃ
ഋഗ്യജുസ്സാമാമരാണി ഛാന്ദോഗ്സി ശ്രീ മഹാവിഷ്ണുഃ ദേവതാ ഹ്രാഠം ബീജം ഹ്രീഠം
ശക്തിഃ ക്രോഠം കീലകം ഹ്രാഠം അംഗുഷ്ഠാഭയാം നമഃ ഹ്രീഠം തർജ്ജനീഭയാം നമഃ ഹ്രൂഠം

മധ്യമാഭ്യം നമഃ ഹ്രൈം അനാമികാഭ്യം നമഃ ഹ്രൗം കന്നിഷ്ടികാഭ്യം നമഃ ഹ്രഃ
 കരതല കരപൃഷ്ഠാഭ്യം നമഃ ഹ്രാം ഹൃദയായ നമഃ ഹ്രീം ശിരസേ സ്വാഹാ ഹ്രും
 ശിഖായൈ വഷ്ടി ഹ്രൈം കവചായ ഹൃം ഹ്രൗം നേത്രത്രയായ വൗഷ്ടി ഹ്രഃ
 അസ്രോയ ഫടി ഭൂർഭൂവസ്സുവരോമിതി ദിഗ്ബന്ധഃ

ധ്യാനം - ശാന്താകാരം ഭുജഗശയനം പദ്മനാഭം സുരേശം
 വിശ്വാധാരം ഗഗന സദ്യശം മേഘവർണം ശുഭാംഗം
 ലക്ഷ്മീകാന്തം കമലനയനം യോഗി ഹൃദ്ധ്യാനഗമ്യം
 വന്ദേ വിഷ്ണും ഭവഭയഹരം സരാലോകൈകനാഥം

Now invoke the deity in the fire and the idol with the following mantra. While saying it, imagine that Vishnu who is in your own heart is entering the fire and the idol.

ഓം ഹ്രാം ഹ്രീം ക്രോം യം രം ലം വം ശം ഷം സം ഹം ളം ക്ഷം ഓം ഹംസഃ
 സോഹം സോഹം ഹംസഃ ശ്രീ മഹാവിഷ്ണോഃ പ്രാണ ഇഹ പ്രാണഃ ജീവ ഇഹ
 സ്ഥിതഃ സരോംഭ്രിയാണി വാങ്മനശ്ചക്ഷുഃ ശ്രോത്ര ജിഹ്വാപ്രാണ
 പ്രാണാപാനവ്യാനോദാനസമാനാഃ ഇഹൈവാഗത്യ സുഖം ചിരം തിഷ്ഠന്തു സ്വാഹാ
 സാന്നിധ്യം കൂരന്തു സ്വാഹാ അസുനീ തേ പുനരസ്താസു ചക്ഷുഃ പുനഃ
 പ്രാണമിഹ നോ ദേഹി ഭോഗം ജ്യോക്പശ്യേമ സൂര്യമുച്ചരന്തമനുമതേ മുളയാ നഃ
 സ്വസ്തി ഹ്രാം ഹ്രീം ക്രോം ക്രോം ഹ്രീം ഹ്രാം ഓം ശ്രീ മഹാവിഷ്ണു
 പ്രാണശക്തേ നമഃ അത്ര ആഗച്ഛ

Now read the following and make the aavaahani, samsthaapani, sannidhaapani, sannirodhini and avakunthana mudras with your hands if you know them. If not, don't worry and just read.

ആവാഹിതോ ഭവ സ്ഥാപിതോ ഭവ സന്നിഹിതോ ഭവ സന്നിരുദ്ധോ ഭവ
 അവകുന്ഠിതോ ഭവ ദേവ പ്രസീദ പ്രസീദ യാവദ്ധോമാവസാനകം താവത്തം
 പ്രീതിഭാവേന മുർത്തം അഗൗ ച സന്നിധിം കൂരു

While saying this, pray to Lord Vishnu in your mind and ask him to *stay* in the fire and the idol till the *end* of the homam. Now, till the end of the homam, *you* should *firmly* believe that Vishnu *is in the fire* and treat him with *respect* and *love*.

Panchopachaara Pooja (worship of god)

Now, we have to offer worship with several services to Vishnu in the fire and idol. There are several options. One can do a panchopachaara pooja with 5 services or a shodasopachara pooja with 16 services or a chatusshashtyupachara pooja with 64 services. For simplicity, a panchopachara pooja is recommended in a homam. Those who have a lot of time and want to perform a shodasopachara pooja may refer to Appendix B and use that procedure instead of what is given in this section.

Say the following and offer sandalwood powder/paste to Vishnu in the fire and the idol. You can also offer turmeric powder and kumkum.

ലം പൃഥ്വിവ്യാമ്മനേ നമഃ ഗംധം സമർപ്പയാമി

Say the following and offer a flower (or a flower petal) to Vishnu in the fire and the idol.

ഹം ആകാശാമ്മനേ നമഃ പുഷ്പം സമർപ്പയാമി

Say the following and offer dhoopam (incense) to Vishnu in the fire and the idol. Light the tip of the incense stick, let the fire burn brightly and then extinguish the fire. There should be no fire on the stick but smoke coming from the burning tip. Show the smoke to the fire in the homa kundam.

യം വായ്യാമ്മനേ നമഃ ധൂപം ആഘ്രഹാപയാമി

Say the following and show the deepam (light/lamp) to Vishnu in the fire and the idol.

രം അഗ്നയാമ്മനേ നമഃ ദീപം ദർശയാമി

Say the following and offer some food to Vishnu in the fire and the idol. You can use cooked food or a fruit or jaggery or sugar. Show it to the fire and idol and offer a little bit into the fire.

If you made only one food item, it is a good idea to offer it at the end of the homam. There will be a naivedyam (food offering) again. Offer something else for now. The offering at the end is the main one.

വം അമൃതാമ്മനേ നമഃ നൈവേദ്യം സമർപ്പയാമി

Say the following and offer some akshatas to Vishnu in the fire and the idol. This mantra means that we are offering “all services” to Him.

സം സര്വ്വാനേ നമഃ സര്വോപചാരാന് സമര്പയാമി

Graha Aahutis (offerings to planets)

Planets are equated to Vishnu’s incarnations by Maharshi Parasara. One aahuti of ghee can be made to each planet. This is optional.

ഓം സൂര്യായ സ്വാഹാ | ഓം ചന്ദ്രായ സ്വാഹാ | ഓം മംഗളായ സ്വാഹാ | ഓം ബുധായ സ്വാഹാ | ഓം ബൃഹസ്പതിയേ സ്വാഹാ | ഓം ശുക്രായ സ്വാഹാ | ഓം ശനൈശ്ചരായ സ്വാഹാ | ഓം രാഹവേ സ്വാഹാ | ഓം കേതവേ സ്വാഹാ |

Pradhaana Homam (main part)

Now, you can offer any mantras of Vishnu you want. Suggested count for each mantra is 4 or 8 or 11 or 12 or 16 or 21 or 28 or 108 or 121 or 1008. Pick a count with each mantra and try to meet that count. At the end of the mantra, you have to add the following and then make an offering in the fire.

॥
സ്വാഹാ

When making the last offering with a mantra (*i.e.* you are going to stop that mantra after this offering and switch to a different mantra), you add the following instead of the above:

വാഷ്ട

The offering can be a drop of ghee or sesame seeds or murmura/mamra (puffed white rice) or havan samagri or small dry coconut pieces or small pieces of darbha. If you are doing homam on a big scale with a big fire, you can even put banana slices, full coconuts, various fruits, nuts (cashews, almonds etc), dates, raisins, sugar cane pieces, several sweets and snacks *etc.* But, if you are doing on a small scale with a small fire, stick to sesame seeds, dry coconut pieces, puffed white rice and ghee drops. At any cost, avoid spicy substances like any kind of pepper, cinnamon, cloves etc and products containing eggs, meat etc. In general, sweet substances are better. Just offering ghee when you do not have any other substances is also fine.

Vishnu Sahasranamam is a powerful prayer. You can repeat it as many times as you can. It is given in Appendix D. It contains 108 verses and hence 108 aahutis.

Punah Pooja (worship again)

After all the offerings with mantras, we offer a quick worship again to Vishnu in the fire.

Say the following and offer some food to Vishnu in the fire and the idol.

ഓം വിഷ്ണവേ നമഃ നൈവേദ്യം സമർപ്പയാമി

Light a small camphor piece in a plate and show it to the fire while saying the following. At the end, you can throw the camphor piece into fire.

ഓം വിഷ്ണവേ നമഃ നീരാജനം സമർപ്പയാമി

If one has time, a panchopachara pooja can also be done as the punah pooja. But the above two things will suffice.

Now get up and do *pradakshinas* to the homa kundam. If someone stands on the roof (or in the sky) and looks down at you, it should look like you are going around the homa kundam in the clockwise direction. Do one or three rounds and then sit down again in front of fire.

Uttaraangam (vote of thanks)²

Now, offer one drop of ghee to Prajapati, then the controllers of the three worlds (bhuh – fire god, bhuvah – wind god, who controls space too, suvah – sun god for all the non-material spiritual realms), to Agni who processes the food for gods and makes it consumable and finally Prajapati again. Read the following and offer a drop of ghee at each “swaahaa”.

ഓം പ്രജാപതേ ന ത്വദേതാനൃത്യോ വിശ്വാ ജാതാനി പരി താ ബഭൂവ
യത്കാമാസ്തേ ജുഹുമസ്തന്നോ അസ്തു വയഗ്ം സ്യാമ പതയോ രയീണാമി സാഹാ
പ്രജാപതയ ഇദം ന മമി
ഓം ഭൂഃ സാഹാ അഗ്നയ ഇദം ന മമി
ഓം ഭൂവഃ സാഹാ വായവ ഇദം ന മമി
ഓം സുവഃ സാഹാ സൂര്യായ ഇദം ന മമി
യദസ്യ കർമ്മണോഽത്യരീരിചം യദാനൃനമിഹാകരമി അഗ്നിഷ്ടത് സിഷ്ടുകൃദിദാന്
സരം സിഷ്ടം സുഹൃതം കരോതു സാഹാ അഗ്നയേ സിഷ്ടുകൃത ഇദം ന മമി

² Skip this and go to the next section to find a shorter procedure for uttaraangam.

ഓം ഭൂർഭുവസ്സുവഃ സ്വാഹാ പ്രജാപതയ ഇദം ന മമ॥

Now do pranaayaamam again. The procedure of pranaayaamam is explained earlier.

Now, make three offerings to the fire god, asking for forgiveness for any mistakes committed knowingly or unknowingly, while using fire as the medium. Read the following and offer a drop of the ghee in the fire at each “swaahaa”.

Next, three offerings are made to the fire god, wind god and sun god, the controllers of the three worlds. Read the following and offer a drop of the ghee in the fire at each “swaahaa”.

അനാജ്ഞാതം യദാജ്ഞാതം യജ്ഞസ്യ ക്രിയതേ മിഥു॥ അഗ്നേ തദസ്യ കല്പയ
ത്വഹ്ം ഹി വേതമ യഥാതഥം സ്വാഹാ അഗ്നയ ഇദം ന മമ॥
പുരുഷസംമിതോ യജ്ഞോ യജ്ഞഃ പുരുഷസംമിതഃ॥ അഗ്നേ തദസ്യ കല്പയ ത്വഹ്ം
ഹി വേതമ യഥാതഥം സ്വാഹാ അഗ്നയ ഇദം ന മമ॥
യത്പാകത്രാ മനസാ ദീനദക്ഷാ ന യജ്ഞസ്യ മന്വതേ മര്താസഃ॥ അഗ്നിഷ്ടുദ്ധോതാ
ക്രതുവിദിജാനന് യജിഷ്ടോ ദേവന് ഋതുശോ യജാതി॥ സ്വാഹാ അഗ്നയ ഇദം ന
മമ॥
ഓം ഭൂഃ സ്വാഹാ അഗ്നയ ഇദം ന മമ॥
ഓം ഭൂവഃ സ്വാഹാ വായവ ഇദം ന മമ॥
ഓം സൂവഃ സ്വാഹാ സൂര്യായേദം ന മമ॥

One final offering to Prajapati is made to beg for forgiveness for various mistakes made in the homam, with respect to pronunciation, actions, procedure, devotion, materials used etc. Read the following and offer of drop of ghee.

അസ്തിന് ഹോമകര്മ്മണി മധ്യേ സംഭാവിത സമസ്ത മന്ത്രലോപ തന്ത്രലോപ
ക്രിയാലോപ ഭക്തിലോപ ശ്രദ്ധാലോപ നിയമലോപ നിഷ്ഠാലോപ ദ്രവ്യലോപാദി
സമസ്ത ദോഷ പ്രായശ്ചിത്താര്ഥം സര്വ പ്രായശ്ചിത്താഹുതിം ഹോഷ്ടാമി॥ ഓം
ഭൂർഭുവസ്സുവഃ സ്വാഹാ പ്രജാപതയ ഇദം ന മമ॥

An offering to Vishnu and an offering to Rudra must be made. Read the following two lines and offer a drop of ghee for each line. Think of Vishnu and Shiva.

ഓം ശ്രീ വിഷ്ണുവേ സ്വാഹാ വിഷ്ണുവേ പരമാത്മന ഇദം ന മമ॥
 ഓം നമോ രുദ്രായ പശുപതയേ സ്വാഹാ രുദ്രായ പശുപതയ ഇദം ന മമ॥

After making an offering to Rudra, wash the hand once. You can simply sprinkle a little bit of water on the right palm for that purpose.

Uttaraangam – shorter version (vote of thanks)

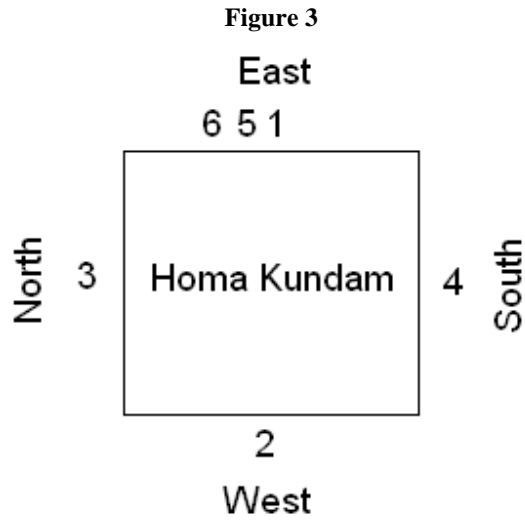
When you are in a hurry, you can perform uttaraangam in a brief form by saying the following and making an offering of ghee with each line.

ഓം ഭൂഃ സ്വാഹാ അഗ്നയ ഇദം ന മമ॥
 ഓം ഭുവഃ സ്വാഹാ വായവ ഇദം ന മമ॥
 ഓം സുവഃ സ്വാഹാ സൂര്യായ ഇദം ന മമ॥
 ഓം ഭൂർഭുവസ്സുവഃ സ്വാഹാ പ്രജാപതയ ഇദം ന മമ॥
 ഓം ശ്രീ വിഷ്ണുവേ സ്വാഹാ വിഷ്ണുവേ പരമാത്മന ഇദം ന മമ॥
 ഓം നമോ രുദ്രായ പശുപതയേ സ്വാഹാ രുദ്രായ പശുപതയ ഇദം ന മമ॥

Suddhaanna Bali (sacrifice of pure rice)

Now, we have to offer bali (sacrifice to other associated beings). Get the cooked white rice (or banana slices or some other fruit slices or raisins). Just place a small token amount as bali. You need to place bali in six different places outside the homa kundam. First, place it on the east of the homa kundam. Then on the west, then on the north, then on the south and finally two more on the east (a little north to the previous bali(s) placed in the east). The order and positions can be found in Figure 3. While offering balis in six places, the following sentence can be said:

ഓം പാർഷ്വദേഭ്യോ നമഃ ബലിം സമർപയാമി॥



The rice remaining after offering balis should be thrown away and not consumed. If cooked rice is not available, small banana slices or some other fruit slices can be used. Again, any fruit pieces left over after bali should be thrown away and not consumed.

Vasordhaaraa (stream of excellence)

Take a little ghee into the ladle and pour it slowly on the burning dry coconut pieces in the homa kundam while reading the third verse from “Rudra Chamakam”. It is given below.

Don’t pour too much ghee if you don’t want much smoke. Just take one teaspoonful of ghee in the wooden ladle and manage with it slowly. This ghee should be just enough to make the pieces burn well so that poornaahuti (about to be offered) burns well.

ഓം ശം ച മേ മയശ്ച മേ പ്രിയം ച മേസുകാമശ്ച മേ കാമശ്ച മേ സൗമനസശ്ച മേ
 ഭദ്രം ച മേ ശ്രേയശ്ച മേ വസ്യശ്ച മേ യശശ്ച മേ ഭഗശ്ച മേ ദ്രവിണം ച മേ യന്താ
 ച മേ ധർതാ ച മേ ക്ഷേമശ്ച മേ ധൃതിശ്ച മേ വിശ്വാം ച മേ മഹശ്ച മേ സംവിച്ഛ മേ
 ജ്ഞാത്രം ച മേ സൂശ്ച മേ പ്രസൂശ്ച മേ സീരം ച മേ ലയശ്ച മജ്ജതം ച മേമ്യതം ച
 മേടയക്ഷ്മം ച മേടനാമയച്ച മേ ജീവാതുശ്ച മേ ദീർഘായുതാം ച മേടനമിത്രം ച
 മേടഭയം ച മേ സുഗം ച മേ ശയനം ച മേ സുഷാ ച മേ സുദിനം ച മേ||

Poornaahuti

Now, we have to prepare a package for poornaahuti (“complete offering”). The normal procedure is to place a full dry coconut, some metal coins, some turmeric, some sandalwood, some kumkum, some akshatas, samples of some of the materials used in homam as offerings in a cloth and tie the cloth.

For a simple homam with a small fire, you may take a dry coconut half and place a few akshatas, one coin, little sandalwood powder, turmeric powder, kumkum powder and samples of materials offered earlier in it. If you do a small homam everyday in a western country and need to minimize the smoke, you may put just a small coconut piece as poornaahuti. If you are doing homam in a big firepit that is dug in ground, you may want to experiment with a regular full coconut that has little water. It is a more accurate representation of the ego of a normal person.

Place the poornaahuti on the wooden ladle, say the mantra below and then place the poornaahuti in fire carefully with hand (if you drop it on a small fire from the wooden ladle, it can extinguish the fire and also loose materials can spill everywhere in the homa kundam).

ഓം പൂർണാഹുതിമുത്തമാം ജുഹോതി സരം വൈ പൂർണാഹുതിഃ
 സരമേവാപ്ലോതി അഥോ ഇയം വൈ പൂർണാഹുതിഃ അസ്യമേവ പ്രതിതിഷ്ഠതി
 ഓം പൂർണമദഃ പൂർണമിദം പൂർണാത്പൂർണമുദച്ഛതേ പൂർണസ്യ പൂർണമാദായ
 പൂർണമേവാവശിഷ്യതേ॥
 ഓം വിഷ്ണവേ നമഃ പൂർണാഹുതിം സമർപ്പയാമി

While (or after) placing the poornaahuti in the fire, say the following mantra.

ഓം ബ്രഹ്മാർപണം ബ്രഹ്മഹവിർ ബ്രഹ്മാഗൗ ബ്രഹ്മണാ ഹൃതം ബ്രഹ്മൈവ തേന
 ഗതവ്യം ബ്രഹ്മ കർമ്മ സമാധിനാ॥

Imagine that you are completely surrendering yourself to Vishnu. Poornaahuti basically means “complete surrender”. The full (or half) coconut used in the poornaahuti is a symbol of one’s head, *i.e.* ego (“I-ness”), which is to be sacrificed (surrendered) to Vishnu. Think of Vishnu as a manifestation of the Supreme Cosmic Being who fills the whole universe and who is the true owner of your body, mind, existence, thoughts, knowledge and actions. Surrender to Him fully. Without that inner sense of complete surrender, an elaborate poornaahuti ritual with pristine materials has no meaning. Most Vedic rituals are symbolic of certain inner changes that you bring about within yourself, to remove obstacles within your sookshma sareera that are blocking self-knowledge. The purpose of Veda is the knowledge of self (Aatman) and all rituals are ultimately for that purpose. Doing rituals blindly is a good starting point, but at some stage, one has to wonder about the inner meaning.

Winding Up and Meditation

The fire god (Agni) has carried all our offerings to various gods. So the final offering is to him. Read the following and offer a drop of ghee in the fire.

സപ്ത തേ അഗ്നേ സമീധഃ സപ്തജീഹ്വാഃ സപ്ത ഋഷയസ്സപ്തഃ ധാമ പ്രിയാണി സപ്ത
 ഹോത്രാ സപ്ത ധാത്യാ യജന്തിസപ്തയോനീരാപ്യണസാ ഘൃതേന സാഹാ
 അഗ്നയേ സപ്തവത ഇദം ന മമ॥

Take some water in a spoon and sprinkle it around the homa kundam as shown in Figure 2. This is similar to what we did at the beginning, but the mantras to say are slightly different. Instead of the four mantras used earlier, use the following four mantras when sprinkling water along the four arrows marked as 1, 2, 3 and 4 in Figure 2:

അദിതേടനാമംസ്ഥാഃ അനുമതേടനാമംസ്ഥാഃ സരസാതേടനാമംസ്ഥാഃ ദേവ സവിതഃ
 പ്രാസാവിഃ

The ritual of homam cleanses one internally. The powerful divine presence in the fire has a great ability to cleanse one. Especially, a sincerely offered poornaahuti creates a lot of positive energy as it burns. One can take advantage of it by meditating in front of the fire as the poornaahuti burns. The time when the poornaahuti burns is the best time to meditate.

Sit still with a straight back in front of the fire and meditate. Make sure that the back is erect and yet not too tight. Make sure that the neck and head are also erect. Close the eyes, imagine your favorite deity in a form you like and meditate on that form with your favorite mantra. You can meditate on Vishnu also. It can be the mantra with which you did homam or any other mantra of any deity. Try to forget about the your body and what you are doing and get into the mantra fully. Think that the deity you are imagining is a manifestation of Supreme Cosmic Being and think that all beings and all objects of this world are expressions of the play of that deity. Think that that deity is the true Doer of all actions by all beings of this world. Your chances of losing consciousness of your body and immersing in the mantra fully are the maximum at this point of time than any other (while the poornaahuti is burning)! Take advantage and meditate for atleast 5-10 minutes with maximum focus now. Consider this an essential part of the homam.

Rakshaa

Now, take the darbhas placed at the beginning outside the homa kundam on the western side (or new darbhas, if you did not place any darbhas along the boundaries due to lack of darbhas), apply a little ghee to them and place the tips in fire. When they catch fire, remove them from the fire, place them in a container and let the whole darbhas burn. The black ash you get is called “rakshaa” (protection). At the end of the homam, you can apply a little rakshaa to the forehead of the idol and then a little to your own forehead and the foreheads of others. This is believed to protect from evil forces. You can store the rakshaa for future use on important occasions.

If your fire is too small and does not last till this point, you may consider taking rakshaa before meditation.

It is not *necessary* to take raksha. One can skip this step. Alternately, one can skip now and later mix the ashes of the materials burnt in the homa kundam with ghee and use that as rakshaa.

Udvaasana (good bye)

Take a couple of darbhas in your right hand and a couple more darbhas with your left hand. Take some flowers or akshatas also if available. Hold the darbhas with the tips facing away from you and the bases in your hands. Now touch the two sides of the homakundam with the darbhas in the two hands. Then touch the idol with those darbhas and leave the akshatas and flowers on the god. Imagine that the energy from the homakundam has been transferred into the idol. To simplify this, you can also place your fists containing a few akshatas on top of the northern and southern sides of homa kundam and then deposit the akshatas in those fists at the feet of the idol.

Say the following and show your heart with your hands. Imagine that Sri Mahaganapathi has exited the fire and came back into your heart.

അസ്താദഗ്നേഃ ശ്രീമഹാഗണപതിം യഥാസ്ഥാനം പ്രതിഷ്ഠാപയാമി

Say the following and show your heart with your hands. Imagine that Vishnu has exited the fire and the idol and came back into your heart.

അസ്താന്തുർഭയേ അഗ്നേശ്ച ശ്രീമഹാവിഷ്ണും യഥാസ്ഥാനം പ്രതിഷ്ഠാപയാമി

Now, we have to say goodbye to the fire god too. Say the following and bow to the fire god.

അഗ്നേ നയ സുപഥാ രായേ അസ്താൻ വിശ്വാൻ ദേവ വയുനാനി വിദ്വാൻ
യുയോധ്യസ്തുജ്ജുഹുരാണമേനോ ഭൂയിഷ്ഠാം തേ നമ ഉക്തിം വിധേമ അഗ്നയേ നമഃ

Conclusion

Say the following three verses. Think of Krishna and imagine that you are not the doer and Krishna is the doer who is acting through you. While you do it, place a few akshatas on the tips of the ring and middle fingers of the right hand, place the palm on the small deposit bowl and wash it such that the water and akshatas are deposited in the deposit bowl.

മന്ത്രഹീനം ക്രിയാഹീനം ഭക്തിഹീനം പുതാശന യദ്ധുതംതു മയാ ദേവ
പരിപൂർണം തദസ്തുതേ
പ്രായശ്ചിത്താനൃശേഷാണി തപഃ കർമ്മാത്മകാനി വൈ യാനി തേഷാമശേഷാണാം
ശ്രീ കൃഷ്ണസ്തുരണം പരം ശ്രീ കൃഷ്ണ കൃഷ്ണ കൃഷ്ണ

കായേന വാചാ മനസേന്ദ്രിയൈരാ ബുദ്ധ്യാത്മനാ വാ പ്രകൃതേഃ സ്വഭാവാത്
കരോമി യദ്യത് സകലം പരസ്മൈ നാരായണായേതി സമർപയാമി॥

Say the following finally. Imagine that Sri Vishnu became pleased with your homam. Surrender the doership of the homam to Krishna and pray for peace.

അന്നേന ദിവ്യ മംഗള ഹോമേന ഭഗവാൻ സരാത്മകഃ മഹാവിഷ്ണുഃ പ്രിയതാമ് ഓം
തസ്മത് സരാം ശ്രീ കൃഷ്ണാർപണമസ്തു ഓം ശാന്തിഃ ശാന്തിഃ ശാന്തിഃ

After this, you should not think of yourself as the doer of the homam just finished, for you have surrendered the doership to Krishna!

The naivedyam (food) you offered can be eaten now and served to others. The rakshaa (holy ash) can be mixed with a drop of ghee and applied on the forehead as a dot or a line.

If you used a kalasam (water pot) in addition to an idol to invoke the god, you can take a bath with the water in the kalasam. Pour the water on yourself after you finish your bath, while saying a mantra of Vishnu. After pouring that water on yourself, don't pour any more regular water. The water from kalasam should be the last water you pour on yourself in the bath. In other words, you should absorb the energy in that water for a while.

It is possible to put a kalasam and use it everyday without changing water. One may change the water every weekend or on every Ashtami or Ekadasi day and take bath with the old water.

:: Sarvam Sri Krishnarapanamastu :: :: Om Shaantih Shaantih Shaantih ::

Appendix A: Super-short Homam (minimum mantras)

For those who are uncomfortable with Sanskrita and yet want to perform homam, the procedure given in this document may still be difficult. For such people, I can recommend a much shorter procedure. It is hoped that those who start with this super-short homam will eventually make an effort to switch to the main procedure given in this document, after they get some practice and become comfortable with mantras in Sanskrita.

Mantras offered to a deity in fire are powerful irrespective of the procedure used. Instead of not doing homam at all, it is better to do this super-short homam.

This appendix will describe a super-short procedure very briefly. If some details are unclear, please contextualize them by reading the rest of the document. The sanskrita mantras are minimized in this super-short procedure.

Preliminary Procedure

Think in your mind of Mother Earth, Lord Ganesha, Vishnu, your parents, rishis of your lineage (if you know them), all rishis and all gods. You can use a language that you are comfortable with (e.g. English or Hindi or Russian) and say something in an intuitive way to remember all of them.

Take a tumbler or glass of water. Take three spoonfuls of water from the tumbler and drink them while saying: “This is for Keshava (കേശവ)”, “This is for Naaraayana (നാരായണ)” and “This is for Maadhava (മാധവ)”.

With akshatas in hand, pray to Ganesha: “O Ganesha (ഗണേശ)! Please remove obstacles from my homam”. Do praanaayaama (see the section on it in the main document), possibly with the *Om* sound or a mantra given earlier.

Now take a vow: “I shall now perform a homam to the best of my ability, for the pleasure of Mahavishnu (മഹാവിഷ്ണു).”

Leave the akshatas in front of the idol or homa kundam.

Early Offerings

Light a lamp. Put some akshatas in the water tumbler and say “vam (വം)” 11 times. Take the water with the spoon and sprinkle it on yourself, on the homa kundam, on the idol and on the food, fruits and flowers.

Homa kundam should be on your east and you should be facing east. Draw two red parallel east-west lines with kumkum (vermilion) connecting the middle of the western edge of homa kundam with your seat and place the container with melted ghee on those lines.

Take a small camphor piece, light it in the lamp and place the burning camphor piece in homa kundam while saying the following.

ഓം ഭൂർഭുവസ്സുവരോം

O Fire god, please co-operate with me and make my offerings reach gods in a state of purity.

Place dry coconut pieces or wood above it and make sure that they catch fire. Now offer five drops of ghee while saying the following:

ഓം പ്രജാപതയേ സ്വാഹാ

ഓം ഇന്ദ്രായ സ്വാഹാ

ഓം അഗ്നയേ സ്വാഹാ[॥]
ഓം സോമായ സ്വാഹാ[॥]

This is for forgiveness of my mistakes so far.

ഓം ഭൂർഭുവസ്സുവഃ സ്വാഹാ[॥]

Quick Worship of Ganesha in Fire

Say “O Ganesha (ഗണേശ), please come into this fire”. Say the following while showing the fire with folded palms (as though you are telling someone “come here”):

ആവാഹിതോ ഭവ സ്ഥാപിതോ ഭവ

Put some akshatas in the fire and say “O Ganesha (ഗണേശ), please be pleased with these services from me”. Now repeat the following mantra of Ganesha 4 times with an offering of ghee or something else.

ഓം ഗം ഗണപതയേ നമഃ | സ്വാഹാ

Main Homam of Vishnu

Say “O Mahavishnu (മഹാവിഷ്ണു), please come into this fire”. Say the following while showing the fire with folded palms (as though you are telling someone “come here”):

ആവാഹിതോ ഭവ സ്ഥാപിതോ ഭവ

Put some akshatas in the fire and say “O Mahavishnu (മഹാവിഷ്ണു), please be pleased with these services from me”.

Now repeat the mantras of Vishnu that you know 4 or 8 or 11 or 12 or 16 or 21 or 28 or 108 or 121 or 1008 times. At a minimum, do the following simple mantra as many times as you can.

ശ്രീ രാമ രാമ രാമേതി രമേ രാമേ മനോരമേ സഹസ്രനാമ തത്തുല്യം രാമ നാമ
വരാനന്ദേ ॥സ്വാഹാ[॥]

Each time you say this, offer ghee or akshatas or sesame seeds or some other materials described earlier in this document in the fire. If you do the above mantra many times and not do any other mantras, it is acceptable.

At the end of the offerings, take some food you cooked (or fruit), show it to the fire and say “O Mahavishnu (മഹാവിഷ്ണു), please accept this” and throw a small bit into fire. Then stand up and go around the homa kundam once or 3 times. If someone looks at you from the roof or from the sky, it should look like you are going around the homa kundam in clockwise direction. At the end, you can bow in front of the fire. Finally sit down in front of the fire in your original place.

Final Offerings

Say the following lines and offer a drop of ghee in the fire after each line:

ഓം ഭൂഃ സ്വാഹാ
ഓം ഭുവഃ സ്വാഹാ
ഓം സുവഃ സ്വാഹാ
ഓം ഭൂർഭുവസ്സുവഃ സ്വാഹാ
ഓം വിഷ്ണവേ സ്വാഹാ
ഓം രുദ്രായ സ്വാഹാ

At the end, sprinkle a little water on your right hand.

If it is possible, now offer six chunks of cooked white rice or fruit slices in the six places shown in Figure 3, while saying “these are for the associates of Mahavishnu (മഹാവിഷ്ണു)”. Otherwise, you may skip this step.

Poornaahuti

While saying “Om”, pour a stream of ghee from the spoon into the fire. When the fire becomes big, you can offer poornaahuti.

Please read the section on poornaahuti in the main document for the description of materials needed, meaning of poornaahuti and the spirit to be followed. Instead of the mantras in the main document, just say the following:

ഓം വിഷ്ണവേ നമഃ പൂർണാഹുതിം സമർപ്പയാമി

Then drop the full coconut or half coconut or coconut piece in fire. Offer one more drop of ghee while saying:

ഓം അഗ്നയേ സപ്തവതേ സ്വാഹാ

Now, meditate with any mantra you like for 5-10 minutes as the poornaahuti burns. For some useful tips, please refer to the main document.

At the end of the meditation, show your heart with your hands and say “O Ganesha (ഗണേശ) and O Mahavishnu (മഹാവിഷ്ണു), please come back into my heart”. Also, thank the fire god mentally for his co-operation in the ritual. Then say:

സരാം ശ്രീ കൃഷ്ണാർപണമസ്തു ഓം ശാന്തിഃ ശാന്തിഃ ശാന്തിഃ

If you minimize the entire procedure and spend maximum time chanting a mantra of Lord Vishnu with offerings into fire and then meditating as the poornaahuti burns, you will get the most out of your homam and not lose much! After some practice, you can compare this super-short procedure with the procedure given in the main document and keep adding mantras from the main procedure and eventually switch to the main procedure. But even this super-short procedure, when performed sincerely, can give good results.

Appendix B: Shodasopachaara Pooja

[If you want to perform a shodasopachaara pooja (a worship consisting of 16 services) to Vishnu who is in fire and the idol, instead of the panchopachaara pooja mentioned in this document, please use the procedure in this appendix instead. This will take more time.]

Say the line below and think in the mind that you are offering a nice seat to Vishnu to sit on. While imagining that, just offer a few akshatas to the idol and the fire.

ഓം വിഷ്ണവേ നമഃ ആസനം സമർപ്പയാമി

Now, say the line below imagine that you are washing his feet. While imagining that, show a little water with the spoon to the fire and leave the water in a small empty bowl (we will call it “the deposit bowl” from now onwards).

ഓം വിഷ്ണവേ നമഃ പാദയോഃ പാദ്യം സമർപ്പയാമി

Say the line below, imagine that you are washing the hands of Vishnu, show a little water in the spoon to the fire and leave it in the deposit bowl.

ഓം വിഷ്ണവേ നമഃ ഹസ്തയോഃ അർഘ്യം സമർപ്പയാമി

Say the line below, imagine that you are offering drinking water to Vishnu 's mouth, show a little water in the spoon to the fire and leave it in the deposit bowl.

ഓം വിഷ്ണവേ നമഃ മുഖേ ശുദ്ധാചമനീയം സമർപ്പയാമി

Say the first sentence below, imagine that you are giving a bath to Vishnu, show a little water in the spoon to the fire and leave it in the deposit bowl. Say the second sentence below, imagine that you are giving drinking water to Vishnu 's mouth after bath, show a little water in the spoon to the fire and leave it in the deposit bowl.

ഓം വിഷ്ണവേ നമഃ സ്നപയാമി സ്നാനാനന്തരം ആചമനീയം സമർപ്പയാമി

Say the line below, imagine that you are offering a pair of nice clothes (one in the top and one in the bottom, *i.e.* like a shirt and a pant) and offer a few akshatas to the idol and the fire.

ഓം വിഷ്ണവേ നമഃ വസ്ത്രാണി ധാരയാമി

Say the line below, imagine that you are offering a yajnopaveetam (sacred thread) and offer a few akshatas to the idol and the fire.

ഓം വിഷ്ണവേ നമഃ യജ്ഞോപവീതം സമർപ്പയാമി

Say the line below, imagine that you are offering nice jewelry and offer a few akshatas to the idol and the fire.

ഓം വിഷ്ണവേ നമഃ ആഭരണാനി സമർപ്പയാമി

Say the line below and offer a little bit of sandalwood paste, turmeric powder, kumkum powder and akshatas to the idol and the fire. If you don't have all these, just sprinkle a few akshatas on the idol and the fire.

ഓം വിഷ്ണവേ നമഃ ഗംധാൻ ധാരയാമി ഹരിദ്രാ കുങ്കുമം സമർപ്പയാമി അക്ഷതാൻ സമർപ്പയാമി

Keep sprinkling a few flowers or flower petals or akshatas on the idol and the fire while reading the following 16 names of Vishnu. Make sure you put very little amount of materials in the fire,

so that you don't extinguish it accidentally. Offer most things to the idol instead. Just offer a token amount in the fire.

ഓം വിഷ്ണവേ നമഃ പുഷ്പാണി പൂജയാമി

Say the following line and show the incense stick lighted before to the fire and the idol.

ഓം വിഷ്ണവേ നമഃ ധൂപം ആഹ്വായാമി

Say the following line and show the lamp lighted before to the fire and the idol. Then show a little water in the spoon to the fire and idol and leave it in the deposit bowl.

ഓം വിഷ്ണവേ നമഃ ദീപം ദർശയാമി ആചമനീയം സമർപ്പയാമി

Say the first sentence below, show one of the two food items you prepared (or fruits) to god and imagine that he tasted it. If you know the standard procedure of offering *naivedyam* with the Gayatri mantra, you can do it. Else, don't worry and just say the line below. When saying the second line, imagine that you are offering a nice *taamboolam* (*paan*) to Vishnu and offer some akshatas in their place to the idol and the fire.

ഓം വിഷ്ണവേ നമഃ നൈവേദ്യം സമർപ്പയാമി താമ്ബൂലം സമർപ്പയാമി

Place a little camphor on a camphor container or a plate, light it and make a clockwise vertical circle in the air with the plate in front of the fire. Say the line below while you do it.

ഓം വിഷ്ണവേ നമഃ കർപൂരനീരാജനം സമർപ്പയാമി

Take a small flower (or some akshatas) in your right hand, say the following and offer the flower to the idol (and perhaps a couple of petals into the fire). If you know "Narayana Sooktam" and/or Mantrapushpam (and if you have time), read them first and then say the line below. Otherwise, just this line will do. Imagine that you are offering a flower that captures the essence of all mantras.

ഓം വിഷ്ണവേ നമഃ മന്ത്രപുഷ്പം സമർപ്പയാമി

Say the following and bow before Vishnu mentally. Of course, you can also get up, go around the homa kundam once or thrice and bow down (or kneel down or lie down) in front of the fire, if you are not in a hurry. If someone looks at you from the roof or sky, it should look like you are going around the fire in clockwise directions.

While you do all this, make sure that the fire gets going. Keep placing more dry coconut pieces if necessary to keep the fire going. It may be tricky the first few times, but you will get used to it. When necessary, you can sprinkle a little camphor powder in the fire to make it bigger.

Appendix C: Practical Tips and Hints

Here are some hints related to practical aspects of homam:

(1) In the beginning, there may be problems with maintaining the fire. New dry coconut pieces (or wood pieces) have to be put in the fire while old pieces are still burning, in order to keep the fire going. One's ability to estimate how long a dry coconut piece can sustain fire will improve with time.

(2) If the fire completely goes away, sprinkling some camphor powder on the hot pieces can bring the fire back. That fire can be sustained by placing new pieces.

(3) If only a small amount of akshatas are offered during pooja (one or two akshatas each time) and placed on a coconut piece, they will eventually burn.

(4) When offering a flower, if only a petal is placed on a coconut piece and the rest of the flower is placed near the idol, it has a better chance of burning fully in the fire without creating problems to the fire. Of course, in a homam performed with a big fire, full flowers burn easily.

(5) If small amounts are offered, it works better (when the fire is also small).

(6) If merely a drop of ghee is offered each time, less smoke is generated.

(7) Wood generates smoke. But dry coconut generates very little smoke. It generates smokes mainly at the end when the fire goes away. If the homa kundam is close to a window and the window is opened at the end, that may be sufficient to drive the little smoke out.

(8) Apart from mantras of Vishnu, mantras of other deities can be offered in the fire while imagining them and Vishnu to be different manifestations of the same Cosmic Being.

(9) It is a very good idea to keep the body as still as possible, with minimal movement of only those body parts that must move (*e.g.* arm and mouth). It will maximize the positive spiritual benefit from homam.

(10) It is a good idea to keep atleast two coconut pieces burning all the time. Even if the fire in one becomes weak, the other piece can help re-ignite it.

(11) If one puts a lot of oil or ghee in a pan and heats it, it generates smoke as the ghee burns. If one puts too little oil in a pan and tries to fry vegetables, they burn and generate smoke. If one puts the right balance of oil and vegetables, they get cooked properly and there is no smoke.

Similarly, if one puts the right balance of ghee and solid materials, they burn without smoke. There will be some smoke only at the end, when the fire goes off. Wood, on the other hand, is different from dry coconut and generates more smoke.

Appendix D: Vishnu Sahasra Namam

വിശ്വം വിഷ്ണുർ വഷ്ട്കാരോ ഭൂതഭവ്യഭവത് പ്രഭുഃ ।
 ഭൂതകൃദ് ഭൂതഭൃദ് ഭാവോ ഭൂതാന്മാ ഭൂതഭാവനഃ ॥സ്വാഹാ॥
 പൂതാന്മാ പരമാന്മാ ച മുക്താനാം പരമാ ഗതിഃ ।
 അവ്യയഃ പുരുഷഃ സാക്ഷീ ക്ഷേത്രജ്ഞോഽക്ഷര ഏവ ച ॥സ്വാഹാ॥
 യോഗോ യോഗവിദാം നേതാ പ്രധാനപുരുഷേശരഃ ।
 നാരസിംഹവപുഃ ശ്രീമാൻ കേശവഃ പുരുഷോത്തമഃ ॥സ്വാഹാ॥
 സരഃ ശരഃ ശിവഃ സ്ഥാണുർ ഭൂതാദിർനിധി രവ്യയഃ ।
 സംഭവോ ഭാവനോ ഭർതാ പ്രഭവഃ പ്രഭുരീശ്വരഃ ॥സ്വാഹാ॥
 സ്വായംഭുഃ ശംഭുരാദിത്യഃ പുഷ്കരാക്ഷോ മഹാസ്വനഃ ।
 അനാദിനിധനോ ധാതാ വിധാതാ ധാതുരുത്തമഃ ॥സ്വാഹാ॥
 അപ്രമേയോ ഹൃഷീകേശഃ പദ്മനാഭോഽമരപ്രഭുഃ ।
 വിശ്വകർമ്മാ മനുസ്തപ്തോ സ്ഥവിഷ്ഠഃ സ്ഥവീരോ ധ്രുവഃ ॥സ്വാഹാ॥
 അഗ്രാഹ്യഃ ശാശ്വതഃ കൃഷ്ണോ ലോഹിതാക്ഷഃ പ്രതർദനഃ
 പ്രഭൂത സ്ത്രീകകുണ്ഡാമ പവിത്രം മംഗളം പരം ॥സ്വാഹാ॥
 ഈശാനഃ പ്രാണഭഃ പ്രാണോ ജ്യേഷ്ഠഃ ശ്രേഷ്ഠഃ പ്രജാപതിഃ ।
 ഹിരണ്യഗർഭോ ഭൂഗർഭോ മാധവോ മധുസൂദനഃ ॥സ്വാഹാ॥
 ഈശ്വരോ വിക്രമീയനവീ മേധാവീ വിക്രമഃ ക്രമഃ ।
 അനുത്തമോ ദുരാദർഷഃ കൃതജ്ഞഃ കൃതിരാത്മവാൻ ॥സ്വാഹാ॥
 സുരേശഃ ശരണം ശർമ്മ വിശ്വരേതാഃ പ്രജാഭവഃ ।
 അഹസ്സംവത്സരോ വ്യാളഃ പ്രത്യയഃ സരാദർശനഃ ॥സ്വാഹാ॥
 അജഃ സരേശരഃ സിദ്ധഃ സിദ്ധിഃ സരാദി രച്യുതഃ ।
 വൃഷാകപി രമേയാന്മാ സരായോഗവിനിസ്സൃതഃ ॥സ്വാഹാ॥

വസുരാസുമനാസ്സത്യഃ സമാത്മാ സമ്മിതഃ സമഃ ।
 അമോഘഃ പുന്ധരീകാക്ഷോ വൃഷകർമ്മാ വൃഷാകൃതിഃ ॥സ്വാഹാ॥
 രുദ്രോ ബഹുശിരാ ബഭ്രൂർ വിശ്വായോനിഃ ശുചിശ്രവാഃ ।
 അമൃതഃ ശാശ്വതഃ സ്ഥാണൂർ വരാഭോഹോ മഹാതപഃ ॥സ്വാഹാ॥
 സരാഗഃ സരാവിദ്ഭാനൂർ വിഷ്വക്സേനോ ജനാർദ്ദനഃ ।
 വേദോ വേദവിദ്വംഗോ വേദാംഗോ വേദവിതകവിഃ ॥സ്വാഹാ॥
 ലോകാധ്യക്ഷഃ സുരാധ്യക്ഷോ ധർമ്മാധ്യക്ഷഃ കൃതാകൃതഃ ।
 ചതുരാത്മാ ചതുര്യൂഹഃ ചതുർദ്ദംശ്രൂശ്ചതുർഭുജഃ ॥സ്വാഹാ॥
 ഭ്രാജിഷ്ണൂർഭോജനം ഭോക്താ സഹിഷ്ണൂർജഗദാഭിജഃ ।
 അനഘോ വിജയോ ജേതാ വിശ്വായോനിഃ പുനരാസുഃ ॥സ്വാഹാ॥
 ഉപേന്ദ്രോ വാമനഃ പ്രാംശൂരമോഘഃ ശുചിരുർജിതഃ ।
 അതീന്ദ്രഃ സംഗ്രഹസ്തൂർഗോ ദൃതാത്മാ നിയമോ യമഃ ॥സ്വാഹാ॥
 വേദ്യോ വൈദ്യഃ സദായോഗീ വീരഹാ മാധവോ മധുഃ ।
 അതീന്ദ്രിയോ മഹാമായോ മഹോത്സാഹോ മഹാബലഃ ॥സ്വാഹാ॥
 മഹാബുദ്ധിർമഹാവീര്യോ മഹാശക്തി ര്മഹാദൃതിഃ ।
 അനിർദ്ദേശ്യവപുഃ ശ്രീമാൻ അമേയാത്മാ മഹാദ്രിധൂക് ॥സ്വാഹാ॥
 മഹേഷ്യാസോ മഹീഭർതാ ശ്രീനിവാസഃ സതാം ഗതിഃ ।
 അനിരുദ്ധഃ സുരാനംഭോ ഗോവിന്ദോ ഗോവിദാം പതിഃ ॥സ്വാഹാ॥
 മരീചിർദ്ദമനോ ഹംസഃ സുപർണോ ഭുജഗോത്തമഃ ।
 ഹിരണ്യനാഭഃ സുതപഃ പദ്മനാഭഃ പ്രജാപതിഃ ॥സ്വാഹാ॥
 അമൃത്യുഃ സരാദൃക്സിഹഃ സംധാതാ സംധിമാൻ സ്ഥിരഃ ।
 അജോ ദുർമർഷണഃ ശാസ്താ വിശ്രുതാത്മാ സുരാരിഹാ ॥സ്വാഹാ॥
 ഗുരുർഗുരുതമോ ധാമ സത്യ സ്തൃത്യപരാക്രമഃ ।
 നിമിഷോഽനിമിഷഃ സ്രഗ്ധീ വാചസ്പതി രുദാരധീഃ ॥സ്വാഹാ॥
 അഗ്രണീർ ഗ്രാമണീഃ ശ്രീമാൻ ന്യായോ നേതാ സമീരണഃ ।
 സഹസ്രമൂർധാ വിശ്വാത്മാ സഹസ്രാക്ഷഃ സഹസ്രപാത് ॥സ്വാഹാ॥

ആവർത്തനോ നിവൃത്താന്താ സംവൃതഃ സംപ്രമർദനഃ ।
 അഹസ്സംവർതകോ വഹനി രനിലോ ധരണീധരഃ ॥സ്വാഹാ॥
 സുപ്രസാദഃ പ്രസന്നാന്താ വിശ്വസ്യധിശ്ചഭുഗിഭുഃ ।
 സത്കർതാ സത്കൃതസ്താധുഃ ജഹനു ര്നാരായണോ നരഃ ॥സ്വാഹാ॥
 അസംഖ്യേയോഽപ്രമേയാന്താ വിശിഷ്ടഃ ശിഷ്ടകൃച്ഛുചിഃ ।
 സിദ്ധാർഥഃ സിദ്ധസംകല്പഃ സിദ്ധിദസ്സിദ്ധിസാധനഃ ॥സ്വാഹാ॥
 വൃഷാഹീ വൃഷഭോ വിഷ്ണുഃ വൃഷപരാ വൃഷോദരഃ ।
 വർധനോ വർധമാനശ്ച വിവിക്തഃ ശ്രുതിസാഗരഃ ॥സ്വാഹാ॥
 സുഭുജോ ദുർധരോ വാഗ്മീ മഹേന്ദ്രോ വസുഭോ വസുഃ ।
 നൈകരൂപോ ബൃഹദ്രൂപഃ ശിപിവിഷ്ടഃ പ്രകാശനഃ ॥സ്വാഹാ॥
 ഓജസ്തേജോദ്യുതിധരഃ പ്രകാശാന്താ പ്രതാപനഃ ।
 ഋദ്ധഃ സ്പഷ്ടാക്ഷരോ മന്ത്രശ്ചാന്ദ്രാശ്ശൂർഭാസ്കരദ്യുതിഃ ॥സ്വാഹാ॥
 അമൃതാശ്ശൂർഭവോ ഭാനുഃ ശശബിന്ദു സ്സുരേശ്വരഃ ।
 ഔഷധം ജഗതഃ സേതുഃ സത്യധർമ്മപരാക്രമഃ ॥സ്വാഹാ॥
 ഭൃതഭവ്യഭവന്നാഥഃ പവനഃ പാവനോഽനലഃ ।
 കാമഹാ കാമകൃത്കാന്തഃ കാമഃ കാമപ്രദഃ പ്രഭുഃ ॥സ്വാഹാ॥
 യുഗാദികൃദ്യുഗാവർത്തോ നൈകമായോ മഹാശനഃ ।
 അദ്യശ്യോ വൃക്തരുപശ്ച സഹസ്രജിദനന്തജിത് ॥സ്വാഹാ॥
 ഇഷ്ടോഽവിശിഷ്ടഃ ശിഷ്ടേഷ്ടഃ ശിഖന്ധീ നഹുഷോ വൃശഃ ।
 ക്രോധഹാ ക്രോധകൃത്കർതാ വിശ്വബാഹു ര്മഹീധരഃ ॥സ്വാഹാ॥
 അച്യുതഃ പ്രഥിതഃ പ്രാണഃ പ്രാണഭോ വാസവാനുജഃ ।
 അപാം നിധി രധിഷ്ഠാന മപ്രമത്തഃ പ്രതിഷ്ഠിതഃ ॥സ്വാഹാ॥
 സ്കന്ദഃ സ്കന്ദധരോ ധുര്യോ വരഭോ വായുവാഹനഃ ।
 വാസുഭവോ ബൃഹദ്ഭാനുരാദിഭേവഃ പുരന്ദരഃ ॥സ്വാഹാ॥
 അശോകസ്താരണസ്താരഃ ശൂരഃ ശൗരിർജനേശ്വരഃ ।
 അനുകൂലഃ ശതാവർതഃ പദ്മീ പദ്മനിഭേക്ഷണഃ ॥സ്വാഹാ॥

പദ്മനാഭോഽരവിന്ദാക്ഷഃ പദ്മഗർഭഃ ശരീരഭൃത് |
 മഹർദ്ധിര്യഭോ വൃദ്ധാന്താ മഹാക്ഷോ ഗരുഡധാജഃ ||സ്വാഹാ||
 അതുലഃ ശരഭോ ഭീമഃ സമയജ്ഞോ ഹവിർഹരിഃ |
 സരാലക്ഷണലക്ഷണ്യോ ലക്ഷ്മീവാൻ സമിതിഞ്ജയഃ ||സ്വാഹാ||
 വിക്ഷരോ രോഹിതോ മാർഗോ ഹേതു ര്ഭാമോദര സ്സഹഃ |
 മഹീധരോ മഹാഭാഗോ വേഗവാനമിതാശനഃ ||സ്വാഹാ||
 ഉദ്ഭവഃ ക്ഷോഭണോ ദേവഃ ശ്രീഗർഭഃ പരമേശ്വരഃ |
 കരണം കാരണം കർതാ വികർതാ ഗഹനോ ഗൃഹഃ ||സ്വാഹാ||
 വ്യവസായോ വ്യവസ്ഥാനഃ സംസ്ഥാനഃ സ്ഥാനഭോ ധ്രുവഃ |
 പരർദ്ധിഃ പരമസ്സഷ്ടഃ തൃഷ്ടഃ പുഷ്ടഃ ശുഭേഷണഃ ||സ്വാഹാ||
 രാമോ വിരാമോ വിരജോമാർഗോ നേയോ നയോഽനയഃ |
 വീരഃ ശക്തിമതാം ശ്രേഷ്ഠോ ധർമ്മോ ധർമ്മവിദ്യുത്തമഃ ||സ്വാഹാ||
 വൈകുന്ഠഃ പുരുഷഃ പ്രാണഃ പ്രാണദഃ പ്രണവഃ പൃഥുഃ |
 ഹിരണ്യഗർഭശ്ശത്രുഷ്ണോ വ്യാപ്നോ വായുരധോക്ഷജഃ ||സ്വാഹാ||
 ജതു സുദർശനഃ കാലഃ പരമേഷ്ഠീ പരിഗ്രഹഃ |
 ഉഗ്രഃ സംവത്സരോ ദക്ഷോ വിശ്രാമോ വിശ്വദക്ഷിണഃ ||സ്വാഹാ||
 വിസ്താരഃ സ്ഥാവരഃ സ്ഥാണുഃ പ്രമാണം ബീജമവ്യയമ് |
 അർഥോഽനർഥോ മഹാകോശോ മഹാഭോഗോ മഹാധനഃ ||സ്വാഹാ||
 അനിരിണ്ണഃ സ്ഥവിഷ്ണോ ഭൂർധർമ്മയൂപോ മഹാമഖഃ |
 നക്ഷത്രനേമി ര്നക്ഷത്രീ ക്ഷമഃ ക്ഷാമ സ്സമീഹനഃ ||സ്വാഹാ||
 യജ്ഞ ഇജ്യോ മഹേജ്യശ്ച ക്രതുസ്സത്രം സതാം ഗതിഃ |
 സരാദർശീ നിവൃത്താന്താ സരാജ്ഞാ ണ്ഞാനമുത്തമമ് ||സ്വാഹാ||
 സുവ്രതഃ സുമുഖഃ സുകൃമഃ സുഘോഷഃ സുഖദഃ സുഹൃത് |
 മനോഹരോ ജിതക്രാധോ വീരബാഹുരഥിദാരണഃ ||സ്വാഹാ||
 സ്വാപനഃ സ്വവശോ വ്യാപീ നൈകാന്താ നൈകകർമകൃത് |
 വത്സരോ വത്സലോ വത്സീ രത്നഗർഭോ ധനേശ്വരഃ ||സ്വാഹാ||

ധർമ്മഗുണ്ണർമ്മകൃദ്ധർമ്മീ സദസത്ക്ഷരമക്ഷരമ് |
 അവിൻ്ഞാതാ സഹസ്രാശ്ശഃ വിധാതാ കൃതലക്ഷണഃ ||സ്വാഹാ||
 ഗദസ്തിനേമിഃ സത്താസ്ഥഃ സിംഹോ ഭൃതമഹേശ്വരഃ |
 ആദിദേവോ മഹാദേവോ ദേവേശോ ദേവഭൃദ്ഗുരുഃ ||സ്വാഹാ||
 ഉത്തരോ ഗോപതിർഗോപ്താ ഞ്ഞാനഗമ്യഃ പുരാതനഃ |
 ശരീരഭൃതഭൃത് ഭോക്താ കപിംദ്രോ ഭൃരിദക്ഷിണഃ ||സ്വാഹാ||
 സോമപോഽമൃതപഃ സോമഃ പുരുജിത് പുരുസത്തമഃ |
 വിനയോ ജയഃ സത്യസംയോ ദാശാർഹഃ സാത്യാതാം പതിഃ ||സ്വാഹാ||
 ജീവോ വിനയിതാ സാക്ഷീ മുകുന്ദോഽമിതവിക്രമഃ |
 അംഭോനിധി രനന്താത്മാ മഹോദധിശയോഽന്തകഃ ||സ്വാഹാ||
 അജോ മഹാർഹഃ സ്വാഭാവ്യോ ജിതാമിത്രഃ പ്രമോദനഃ |
 ആനംഭോ നംഭനോ നംഭഃ സത്യധർമ്മാ ത്രിവിക്രമഃ ||സ്വാഹാ||
 മഹർഷിഃ കപിലാചാര്യഃ കൃതഞ്ജ്ഞോ മേദിനീപതിഃ |
 ത്രിപദസ്ത്രിദശാധ്യക്ഷോ മഹാശൃംഗഃ കൃതാന്തകൃത് ||സ്വാഹാ||
 മഹാവരാഹോ ഗോവിന്ദഃ സുഷേണഃ കനകാംഗദീ |
 ഗൃഹ്യോ ഗഭീരോ ഗഹനോ ഗൃപ്ത ശ്ചക്രഗദാധരഃ ||സ്വാഹാ||
 വേധാഃ സ്വാംഗോഽജിതഃ കൃഷ്ണോ ദൃഡഃ സംകർഷണോഽച്യുതഃ |
 വരുണോ വാരുണോ വൃക്ഷഃ പുഷ്കരാക്ഷോ മഹാമനാഃ ||സ്വാഹാ||
 ഭഗവാൻ ഭഗഹാഽനംഭീ വനമാലീ ഹലായുധഃ |
 ആദിത്യോ ജ്യോതിരാദിത്യഃ സഹിഷ്ണു ര്ഗതിസത്തമഃ ||സ്വാഹാ||
 സൂധന്വാ ഖംഡപരശുഃ ദാരുണോ ദ്രവിണപ്രദഃ |
 ദിവിസ്സൂക് സരാഭൃഗ് വ്യാസോ വാചസ്സതി രയോനിജഃ ||സ്വാഹാ||
 ത്രിസാമാ സാമഗഃ സാമ നിരാണം ദേഷജം ഭിഷക് |
 സന്യാസകൃച്ഛമഃ ശാന്തോ നിഷ്ഠാ ശാന്തിഃ പരായണം ||സ്വാഹാ||
 ശുഭാംഗഃ ശാന്തിദഃ സ്രഷ്ടാ കുമുദഃ കുവലേശയഃ |
 ഗോഹിതോ ഗോപതിർഗോപ്താ വൃഷഭാക്ഷോ വൃഷപ്രിയഃ ||സ്വാഹാ||

അനിവർത്തി നിവൃത്താത്ഥാ സംക്ഷേപ്താ ക്ഷേമകൃച്ഛിവഃ ।
 ശ്രീവത്സവക്ഷാഃ ശ്രീവാസഃ ശ്രീപതിഃ ശ്രീമതാം വരഃ ॥സ്വാഹാ॥
 ശ്രീദഃ ശ്രീശഃ ശ്രീനിവാസഃ ശ്രീനിധിഃ ശ്രീവിഭാവനഃ ।
 ശ്രീധരഃ ശ്രീകരഃ ശ്രേയഃ ശ്രീമാൻ ലോകത്രയാശ്രയഃ ॥സ്വാഹാ॥
 സ്വക്ഷഃ സ്വാംഗഃ ശതാനന്ദോ നന്ദി ര്ജ്ജോതിർഗണേശ്വരഃ ।
 വിജിതാത്ഥാ വിധേയാത്ഥാ സത്കീർത്തി ശ്ലീനസംശയഃ ॥സ്വാഹാ॥
 ഉദീർണഃ സരാതശ്ചക്ഷു രനീശഃ ശാശ്വതസ്ഥിരഃ ।
 ഭൃശയോ ഭൃഷണോ ഭൃതിരശോകഃ ശോകനാശനഃ ॥സ്വാഹാ॥
 അർചിഷ്ഠാനർചിതഃ കുന്ദോ വിശുദ്ധാത്ഥാ വിശോധനഃ ।
 അനിരുദ്ധോഽപ്രതിരഥഃ പ്രദ്യുജ്ഞോഽമിതവിക്രമഃ ॥സ്വാഹാ॥
 കാലനേമിനിഹാ വീരഃ ശൂരഃ ശൂരജനേശ്വരഃ ।
 ത്രിലോകാത്ഥാ ത്രിലോകേശഃ കേശവഃ കേശിഹാ ഹരിഃ ॥സ്വാഹാ॥
 കാമദേവഃ കാമപാലഃ കാമീ കാന്തഃ കൃതാഗമഃ ।
 അനിർദ്ദേശ്യവപു രിഷ്ണുഃ വീരോഽനന്തോ ധനഞ്ജയഃ ॥സ്വാഹാ॥
 ബ്രഹ്മണ്യോ ബ്രഹ്മകൃത് ബ്രഹ്മാ ബ്രഹ്മ ബ്രഹ്മവിവർധനഃ ।
 ബ്രഹ്മവിത് ബ്രാഹ്മണോ ബ്രഹ്മീ ബ്രഹ്മങ്ങ്തോ ബ്രാഹ്മണപ്രിയഃ ॥സ്വാഹാ॥
 മഹാക്രമോ മഹാകർമ്മാ മഹാതേജോ മഹോരഗഃ ।
 മഹാക്രതു ര്മഹായജോ മഹായങ്ങ്തോ മഹാഹവിഃ ॥സ്വാഹാ॥
 സ്തവ്യഃ സ്തവപ്രിയഃ സ്തോത്രം സ്തുതിഃ സ്തോത്രാ രണപ്രിയഃ ।
 പൂർണഃ പൂരയിതാ പുണ്യഃ പുണ്യകീർത്തി രനാമയഃ ॥സ്വാഹാ॥
 മനോജവസ്തീർഥകരോ വസുരേതോ വസുപ്രദഃ ।
 വസുപ്രദോ വാസുദേവോ വസുരാസുമനാ ഹവിഃ ॥സ്വാഹാ॥
 സദ്ഗതിഃ സത്കൃതിഃ സത്താ സദ്ഭൃതിഃ സത്പരായണഃ ।
 ശൂരസേനോ യദുശ്രേഷ്ഠഃ സന്നിവാസഃ സുയാമുനഃ ॥സ്വാഹാ॥
 ഭൃതാവാനോ വാസുദേവഃ സരാസുനിലയോഽനലഃ ।
 ദർപ്പഹാ ദർപ്പദോഽ ദൃപ്തോ ദുർധരോഽമാപരാജിതഃ ॥സ്വാഹാ॥

വിശ്വമൂർത്തിർമഹാമൂർത്തിർ ദീപ്തമൂർത്തിരമൂർത്തിമാൻ ।
 അനേകമൂർത്തിരവ്യക്തഃ ശതമൂർത്തിശ്ശതാനനഃ ॥സ്വാഹാ॥
 ഏകോ നൈകഃ സ വഃ കഃ കിം യത്തത്പദ മനുത്തമമ് ।
 ലോകബന്ധു ള്ലോകനാഥോ മാധവോ ഭക്തവത്സലഃ ॥സ്വാഹാ॥
 സുവർണ്ണവർണോ ഹേമാംഗോ വരാംഗ ശ്ചന്ദനാംഗദീ ।
 വീരഹാ വിഷമഃ ശൂന്യോ ഘൃതാശീ രചലശ്ചലഃ ॥സ്വാഹാ॥
 അമാനീ മാനദോ മാന്യോ ലോകസ്വാമീ ത്രിലോകധൃത് ।
 സുമേധാ മേയജോ ധന്യഃ സത്യമേധാ ധരാധരഃ ॥സ്വാഹാ॥
 തേജോവൃഷോ ദ്വുതിധരഃ സരാശസ്രുഭൃതാം വരഃ ।
 പ്രഗ്രഹോ നിഗ്രഹോ വ്യഗ്രോ നൈകശൃംഗോ ഗദാഗ്രജഃ ॥സ്വാഹാ॥
 ചതുർമൂർത്തിശ്ചതുർബാഹുഃ ചതുർവൃഹശ്ചതുർഗതിഃ ।
 ചതുരാത്മാ ചതുർഭാവഃ ചതുരോദവിദേകപാത് ॥സ്വാഹാ॥
 സമാവർത്തോഽനിവൃത്താത്മാ ദുർജയോ ദുരതിക്രമഃ ।
 ദുരഭോ ദുർഗമോ ദുർഗോ ദുരാവാസോ ദുരാരിഹാ ॥സ്വാഹാ॥
 ശുഭാംഗോ ലോകസാരംഗഃ സുതംതുസ്തംതുവർധനഃ ।
 ഇന്ദ്രകർമ്മാ മഹാകർമ്മാ കൃതാകർമ്മാ കൃതാഗമഃ ॥സ്വാഹാ॥
 ഉദ്ഭവഃ സുന്ദരഃ സുന്ദോ രത്നനാഭഃ സുലോചനഃ ।
 അർകോ വാജസനഃ ശൃംഗീ ജയന്തഃ സരാവിജ്ജയീ ॥സ്വാഹാ॥
 സുവർണ്ണബിന്ദു രക്ഷോഭ്യഃ സരാവാഗീശ്വരേശ്വരഃ ।
 മഹാഹ്രദോ മഹാഗർത്തോ മഹാഭൃതോ മഹാനിധിഃ ॥സ്വാഹാ॥
 കുമുദഃ കുന്ദരഃ കുന്ദഃ പർജന്യഃ പാവനോഽനിലഃ ।
 അമൃതാശോഽമൃതവപുഃ സരാജ്ഞഃ സരാതോമുഖഃ ॥സ്വാഹാ॥
 സുലഭഃ സുവ്രതഃ സിദ്ധഃ ശത്രുജിത് ശത്രുതാപനഃ ।
 നൃഗ്രോധോദ്യുബരോഽശ്വതമഃ ചാണൂരാന്ധ്രനിഷ്ഠദനഃ ॥സ്വാഹാ॥
 സഹസ്രാർചിഃ സപ്തജീഹഃ സപ്തൈധഃ സപ്തവാഹനഃ ।
 അമൂർത്തി രനഘോഽചിന്ത്യോ ഭയകൃദ്ഭയനാശനഃ ॥സ്വാഹാ॥

അണുർബുഹത് കൃശഃ സ്ഥൂലോ ഗുണഭൃന്നിർഗുണോ മഹാൻ ।
 അധൃതഃ സ്വധൃതഃ സ്വാസ്ഥ്യഃ പ്രാഗാഃശോ വംശവർധനഃ ।
 ഭാരഭൃതക്രിതോ യോഗീ യോഗീശഃ സരാകാമദഃ ।
 ആശ്രമഃ ശ്രമണഃ ക്ഷാമഃ സുപർണോ വായുവാഹനഃ ॥സ്വാഹാ॥
 ധനുർധരോ ധനുരേദോ ദംഡോ ദമയുതാ ദമഃ ।
 അപരാജിതഃ സരാസഹോ നിയന്താ നിയമോ യമഃ ॥സ്വാഹാ॥
 സത്ത്വവാന് സാത്തികഃ സത്യഃ സത്യധർമ്മപരായണഃ ।
 അഭിപ്രായഃ പ്രിയാർഹോഽർഹഃ പ്രിയകൃത് പ്രീതിവർധനഃ ॥സ്വാഹാ॥
 വിഹായസഗതിർജ്യോതിഃ സുരുചിർ ഹൃതഭൃഗിഭൃഃ ।
 രവിരിരോചനഃ സൂര്യഃ സവിതാ രവിലോചനഃ ॥സ്വാഹാ॥
 അനന്തോ ഹൃതഭൃക് ഭോക്താ സുഖദോ നൈകദോഽഗ്രജഃ ।
 അനിരിണ്ണഃ സദാമർഷീ ലോകാധിഷ്ഠാനമദ്ഭൃതഃ ॥സ്വാഹാ॥
 സനാത് സനാതനതമഃ കപിലഃ കപിരവ്യയഃ ।
 സ്വസ്തിദഃ സ്വസ്തികൃത് സ്വസ്തി സ്വസ്തിഭൃക് സ്വസ്തിദക്ഷിണഃ ॥സ്വാഹാ॥
 അരൗദ്രഃ കുന്ധലീ ചക്രീ വിക്രമ്യുർജിതശാസനഃ ।
 ശബ്ദാതിഗഃ ശബ്ദസഹഃ ശിശിരഃ ശരാദീകരഃ ॥സ്വാഹാ॥
 അക്രൂരഃ പേശലോ ദക്ഷോ ദക്ഷിണഃ ക്ഷമിണാം വരഃ ।
 വിദാന്തമോ വീതഭയഃ പുണ്യശ്രവണകീർതനഃ ॥സ്വാഹാ॥
 ഉത്താരണോ ദുഷ്ട്യതിഹാ പുണ്യോ ദുസ്സപ്തനാശനഃ ।
 വീരഹാ രക്ഷണഃ സംതോ ജീവനഃ പര്യവസ്ഥിതഃ ॥സ്വാഹാ॥
 അനന്തരുപോഽനന്തശ്രീഃ ജിതമന്യുർഭയാപഹഃ ।
 ചതുരശ്രോ ഗഭീരാത്മാ വിദിശോ വ്യാദിശോ ദിശഃ ॥സ്വാഹാ॥
 അനാദിർ ഭൂർഭൂവോ ലക്ഷ്മീഃ സുവീരോ രുചിരാമ്ഗദഃ ।
 ജനനോ ജനജന്മാദിർ ഭീമോ ഭീമപരാക്രമഃ ॥സ്വാഹാ॥
 ആധാരനിലയോഽധാതാ പുഷ്പഹാസഃ പ്രജാഗരഃ ।
 ഊർധ്വഗഃ സത്പഥാചാരഃ പ്രാണദഃ പ്രണവഃ പണഃ ॥സ്വാഹാ॥

പ്രമാണം പ്രാണനിലയഃ പ്രാണധ്യുത് പ്രാണജീവനഃ ।
 തത്ത്വം തത്ത്വവിഭേകാത്മാ ജന്മമൃത്യുജരാതിഗഃ ॥സ്വാഹാ॥
 ഭൂർഭുവഃസ്വസ്തരുസ്താരഃ സവിതാ പ്രപിതാമഹഃ ।
 യജ്ഞോ യജ്ഞപതിര്യജാ യജ്ഞാംഗോ യജ്ഞവാഹനഃ ॥സ്വാഹാ॥
 യജ്ഞഭ്യുത് യജ്ഞക്യുത് യജ്ഞീ യജ്ഞഭ്യുക് യജ്ഞസാധനഃ ।
 യജ്ഞാന്തക്യുത് യജ്ഞഗൃഹ്യമന്നമന്നാദ ഏവ ച ॥സ്വാഹാ॥
 ആത്മയോനിഃ സ്വയംജാതോ വൈഖാനസ്താമഗായനഃ ।
 ദേവകീനന്ദനഃ സ്രഷ്ടാ ക്ഷിതീശഃ പാപനാശനഃ ॥സ്വാഹാ॥
 ശംഖഭ്യുന്നന്ദകീ ചക്രീ ശാർങ്ഗധന്വാ ഗദാധരഃ ।
 രഥാംഗപാണിരക്ഷോഭ്യഃ സര്യപ്രഹരണായുധഃ ॥സ്വാഹാ॥
 വനമാലീ ഗദീ ശാർങ്ഗീ ശംഖീ ചക്രീ ച നന്ദകീ ।
 ശ്രീമാന്നാരായണോ വിഷ്ണുർ വാസുദേവോഽഭിരക്ഷതു ॥സ്വാഹാ॥